



2008-2009 GMT Quarterly Report for District (or Undistricted) **District 5M 1**



GMT: **Gary W Fry**

Location: **MINNESOTA**

GMT CA: **1 & 2**

CLUBS

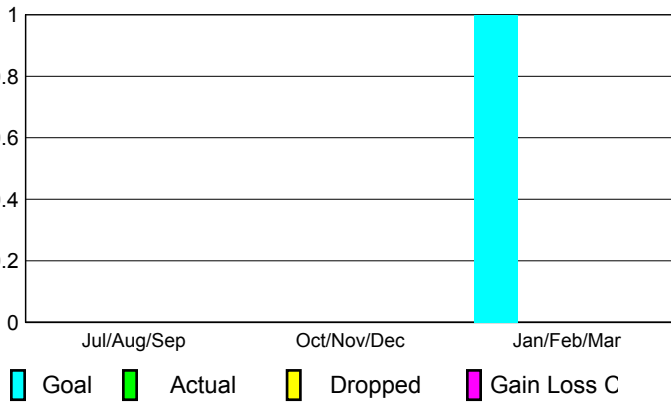
Club Results 2008-2009

Clubs 2007-2008

Month	New Club Goal	Actual New Clubs	Actual Dropped Clubs	Gain/Loss of Clubs	Gain/Loss of Clubs
Jul/Aug/Sep	0	0	0	0	0
Oct/Nov/Dec	0	0	0	0	0
Jan/Feb/Mar	1	0	0	0	0
Totals	1	0	0	0	0

Club Results 2008-2009

Goal, New, Dropped, Gain/Loss



MEMBERSHIP

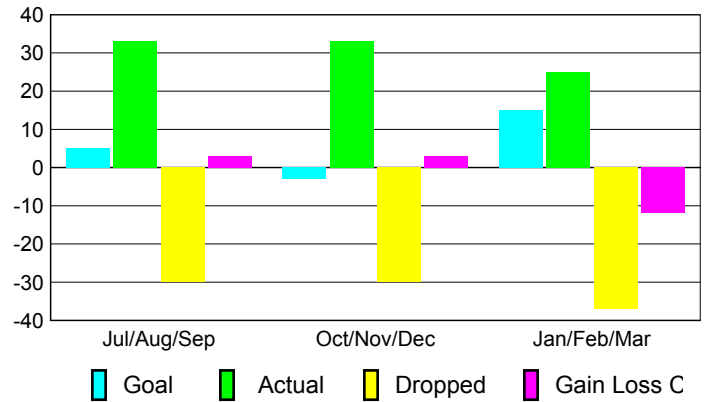
Membership Results 2008-2009

Membership 2007-2008

Month	Net Memb Goal	Actual New Memb	Actual Dropped Memb	Gain/Loss of Memb	Gain/Loss of Memb
Jul/Aug/Sep	5	33	-30	3	-10
Oct/Nov/Dec	-3	33	-30	3	-4
Jan/Feb/Mar	15	25	-37	-12	1
Totals	17	91	-97	-6	-13


Membership Results 2008-2009

Goal, New, Dropped, Gain/Loss



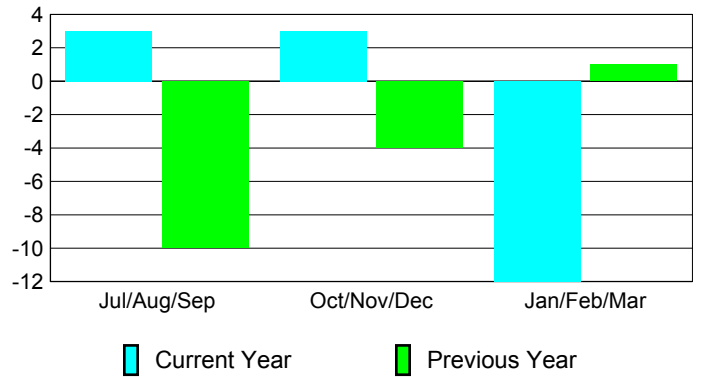
Comparison of Club Gain/Loss

Current Year Compared to the Previous Year




Comparison of Membership Gain/Loss

Current Year Compared to the Previous Year

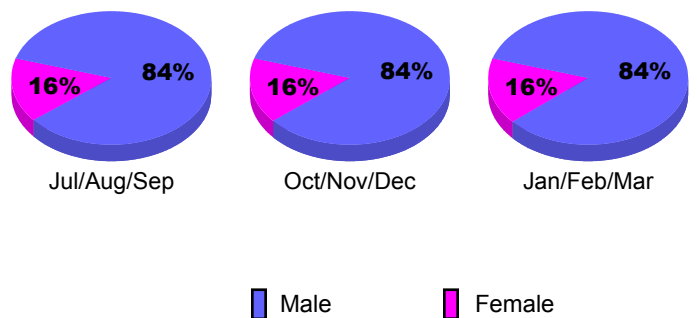


YTD Status Quo Clubs 2008-2009

Status Quo Clubs Compared to Status Quo Members



Gender Comparison 2008-2009





2008-2009 GMT Quarterly Report for District (or Undistricted) **District 5M 2**



GMT: **Gary W Fry**

Location: **MINNESOTA**

GMT CA: **1 & 2**

CLUBS

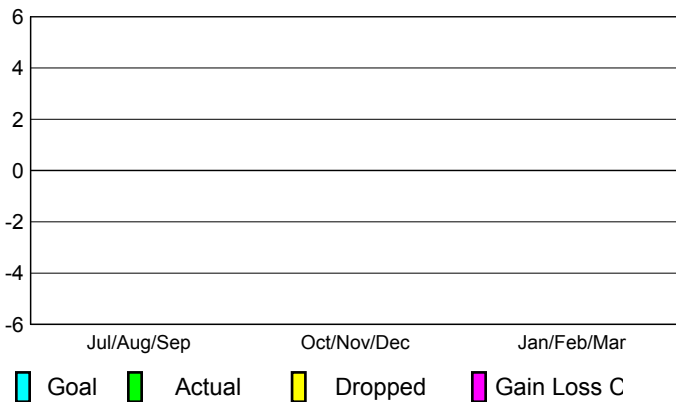
Club Results 2008-2009

Clubs 2007-2008

Month	New Club Goal	Actual New Clubs	Actual Dropped Clubs	Gain/Loss of Clubs	Gain/Loss of Clubs
Jul/Aug/Sep	0	0	0	0	0
Oct/Nov/Dec	0	0	0	0	0
Jan/Feb/Mar	0	0	0	0	0
Totals	0	0	0	0	0


Club Results 2008-2009

Goal, New, Dropped, Gain/Loss




Comparison of Club Gain/Loss

Current Year Compared to the Previous Year



YTD Status Quo Clubs 2008-2009

Status Quo Clubs Compared to Status Quo Members



MEMBERSHIP

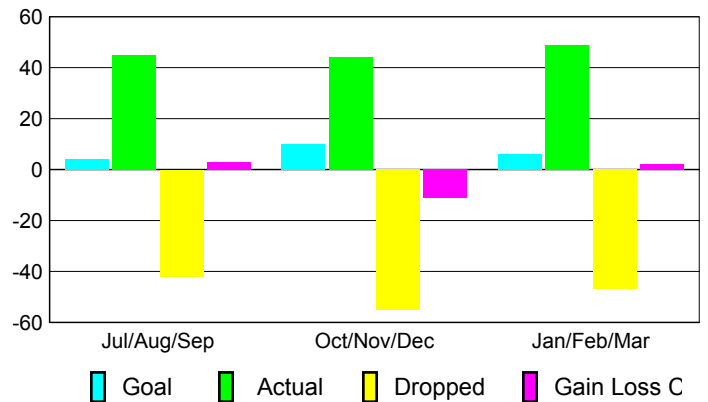
Membership Results 2008-2009

Membership 2007-2008

Month	Net Memb Goal	Actual New Memb	Actual Dropped Memb	Gain/Loss of Memb	Gain/Loss of Memb
Jul/Aug/Sep	4	45	-42	3	-15
Oct/Nov/Dec	10	44	-55	-11	-10
Jan/Feb/Mar	6	49	-47	2	26
Totals	20	138	-144	-6	1

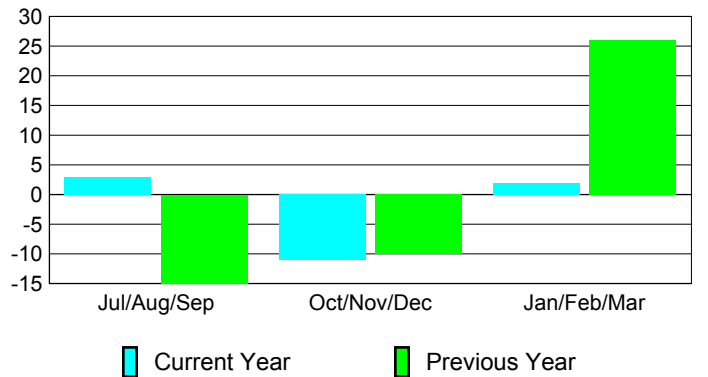
Membership Results 2008-2009

Goal, New, Dropped, Gain/Loss

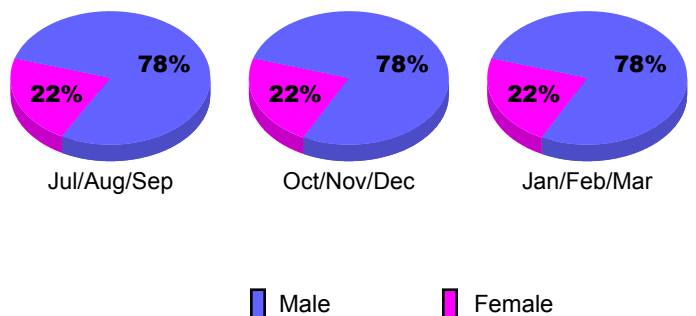


Comparison of Membership Gain/Loss

Current Year Compared to the Previous Year



Gender Comparison 2008-2009





2008-2009 GMT Quarterly Report for District (or Undistricted) **District 5M 3**



GMT: **Gary W Fry**

Location: **MINNESOTA**

GMT CA: **1 & 2**

CLUBS

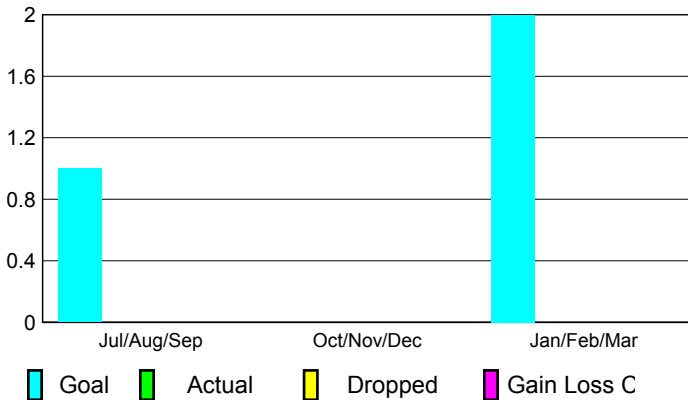
Club Results 2008-2009

Clubs 2007-2008

Month	New Club Goal	Actual New Clubs	Actual Dropped Clubs	Gain/Loss of Clubs	Gain/Loss of Clubs
Jul/Aug/Sep	1	0	0	0	0
Oct/Nov/Dec	0	0	0	0	0
Jan/Feb/Mar	2	0	0	0	0
Totals	3	0	0	0	0


Club Results 2008-2009

Goal, New, Dropped, Gain/Loss




Comparison of Club Gain/Loss

Current Year Compared to the Previous Year



YTD Status Quo Clubs 2008-2009

Status Quo Clubs Compared to Status Quo Members



MEMBERSHIP

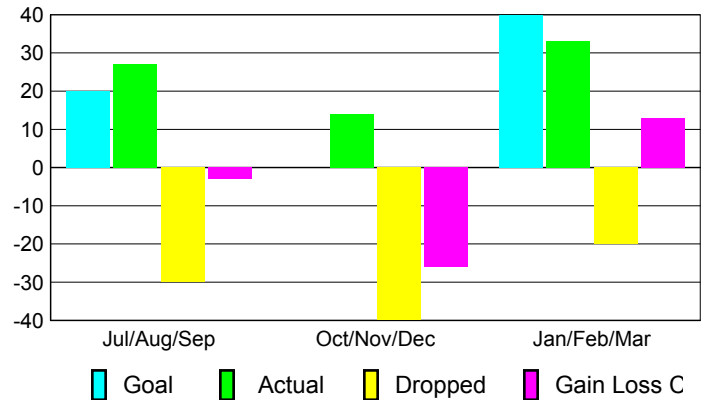
Membership Results 2008-2009

Membership 2007-2008

Month	Net Memb Goal	Actual New Memb	Actual Dropped Memb	Gain/Loss of Memb	Gain/Loss of Memb
Jul/Aug/Sep	20	27	-30	-3	-15
Oct/Nov/Dec	0	14	-40	-26	-20
Jan/Feb/Mar	40	33	-20	13	-26
Totals	60	74	-90	-16	-61

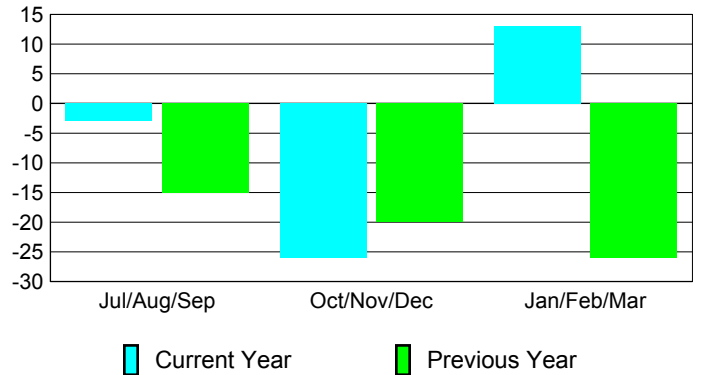
Membership Results 2008-2009

Goal, New, Dropped, Gain/Loss

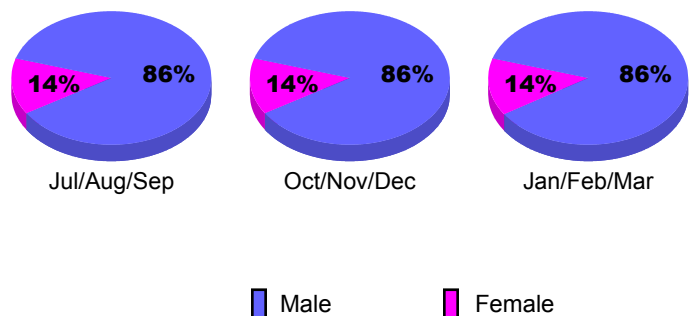


Comparison of Membership Gain/Loss

Current Year Compared to the Previous Year



Gender Comparison 2008-2009





2008-2009 GMT Quarterly Report for District (or Undistricted) **District 5M 4**



GMT: **Gary W Fry**

Location: **MINNESOTA**

GMT CA: **1 & 2**

CLUBS

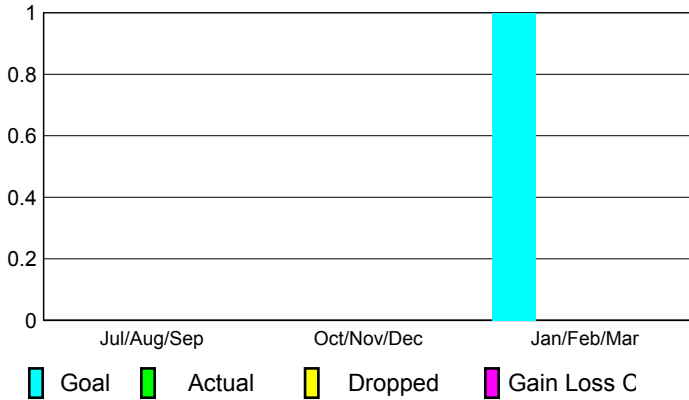
Club Results 2008-2009

Clubs 2007-2008

Month	New Club Goal	Actual New Clubs	Actual Dropped Clubs	Gain/Loss of Clubs	Gain/Loss of Clubs
Jul/Aug/Sep	0	0	0	0	0
Oct/Nov/Dec	0	0	0	0	0
Jan/Feb/Mar	1	0	0	0	0
Totals	1	0	0	0	0

Club Results 2008-2009

Goal, New, Dropped, Gain/Loss



MEMBERSHIP

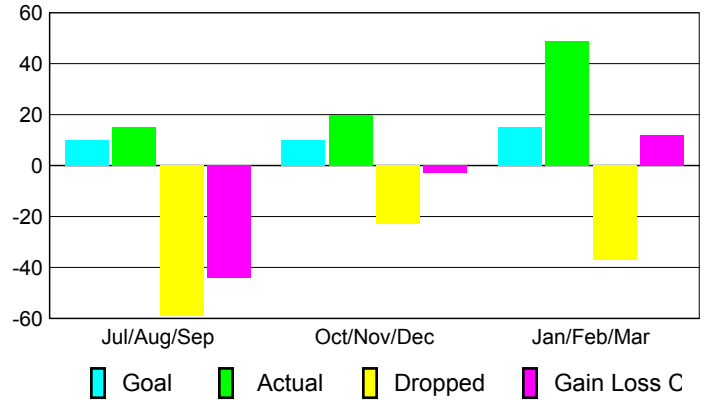
Membership Results 2008-2009

Membership 2007-2008

Month	Net Memb Goal	Actual New Memb	Actual Dropped Memb	Gain/Loss of Memb	Gain/Loss of Memb
Jul/Aug/Sep	10	15	-59	-44	-13
Oct/Nov/Dec	10	20	-23	-3	39
Jan/Feb/Mar	15	49	-37	12	-10
Totals	35	84	-119	-35	16


Membership Results 2008-2009

Goal, New, Dropped, Gain/Loss



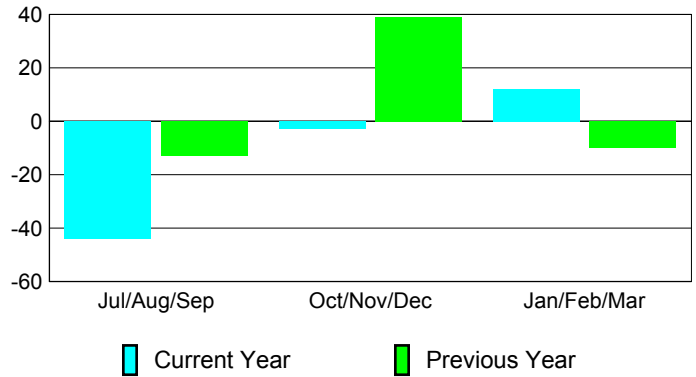
Comparison of Club Gain/Loss

Current Year Compared to the Previous Year



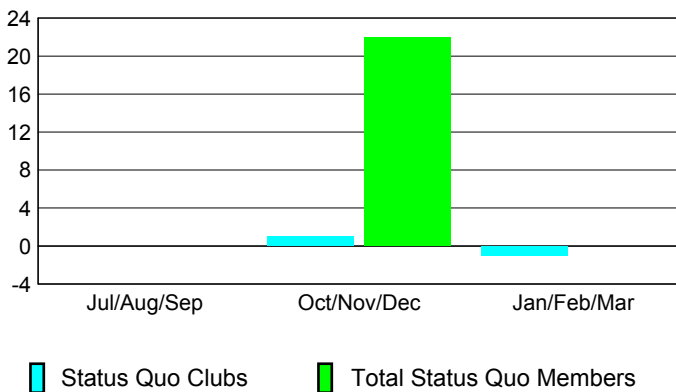
Comparison of Membership Gain/Loss

Current Year Compared to the Previous Year

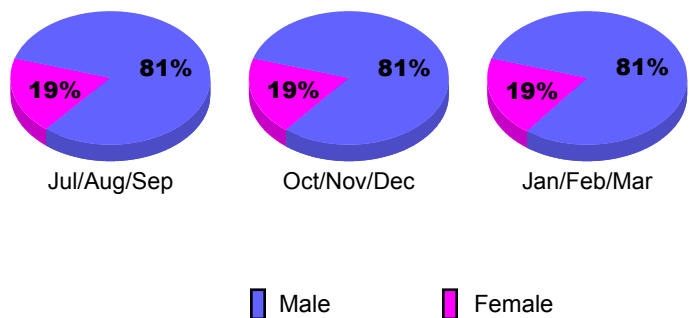


YTD Status Quo Clubs 2008-2009

Status Quo Clubs Compared to Status Quo Members



Gender Comparison 2008-2009





2008-2009 GMT Quarterly Report for District (or Undistricted) **District 5M 5**



GMT: **Gary W Fry**

Location: **MINNESOTA**

GMT CA: **1 & 2**

CLUBS

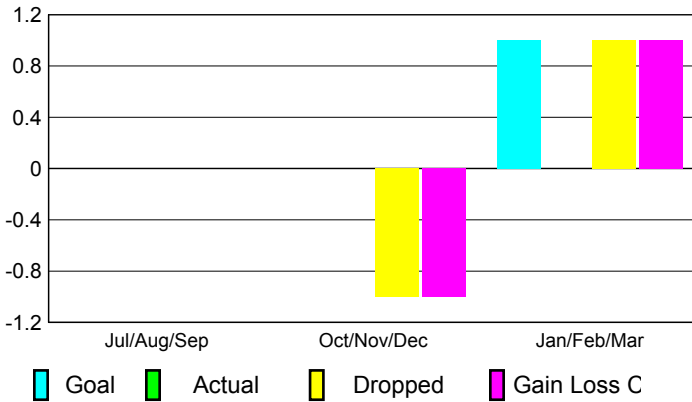
Club Results 2008-2009

Clubs 2007-2008

Month	New Club Goal	Actual New Clubs	Actual Dropped Clubs	Gain/Loss of Clubs	Gain/Loss of Clubs
Jul/Aug/Sep	0	0	0	0	0
Oct/Nov/Dec	0	0	-1	-1	-1
Jan/Feb/Mar	1	0	1	1	0
Totals	1	0	0	0	-1

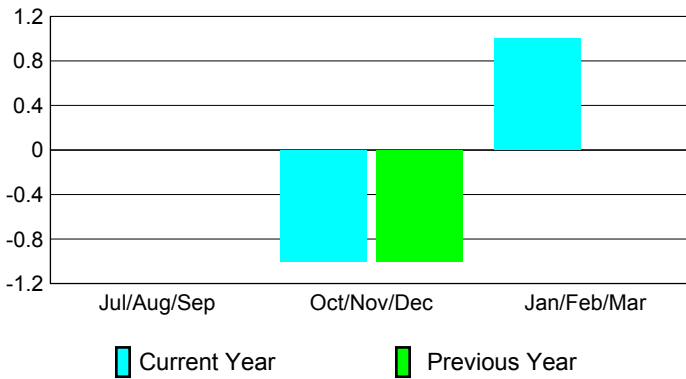
Club Results 2008-2009

Goal, New, Dropped, Gain/Loss



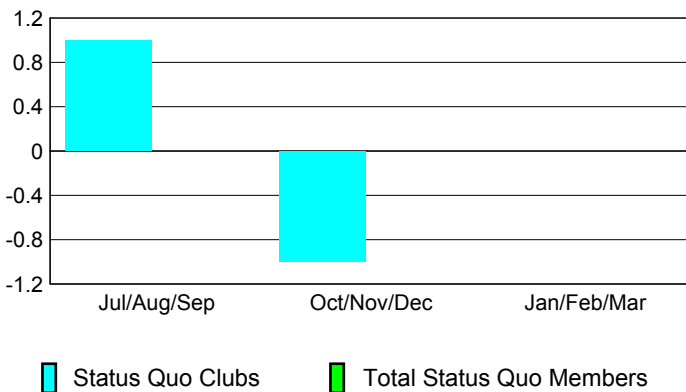
Comparison of Club Gain/Loss

Current Year Compared to the Previous Year



YTD Status Quo Clubs 2008-2009

Status Quo Clubs Compared to Status Quo Members



MEMBERSHIP

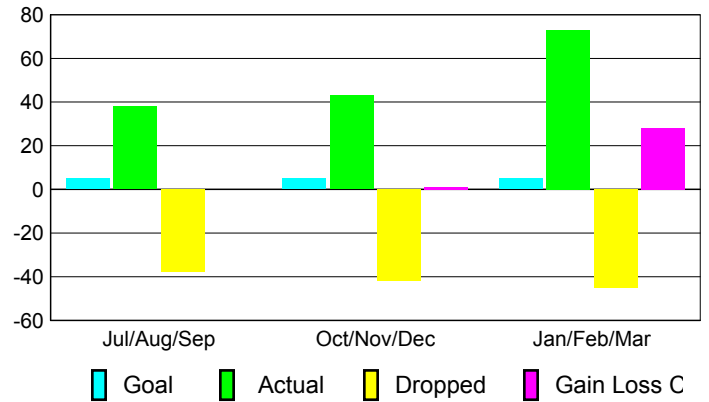
Membership Results 2008-2009

Membership 2007-2008

Month	Net Memb Goal	Actual New Memb	Actual Dropped Memb	Gain/Loss of Memb	Gain/Loss of Memb
Jul/Aug/Sep	5	38	-38	0	9
Oct/Nov/Dec	5	43	-42	1	13
Jan/Feb/Mar	5	73	-45	28	-4
Totals	15	154	-125	29	18

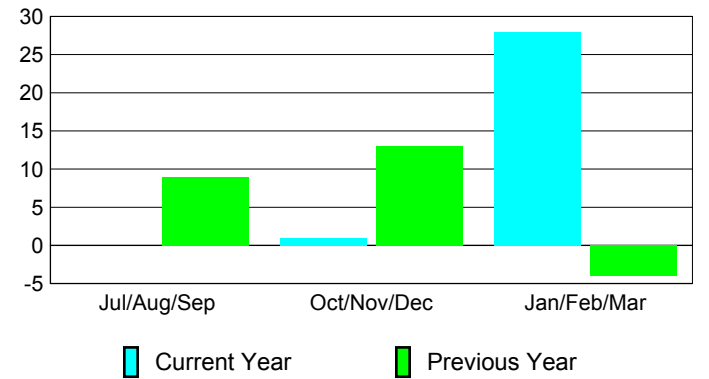
Membership Results 2008-2009

Goal, New, Dropped, Gain/Loss

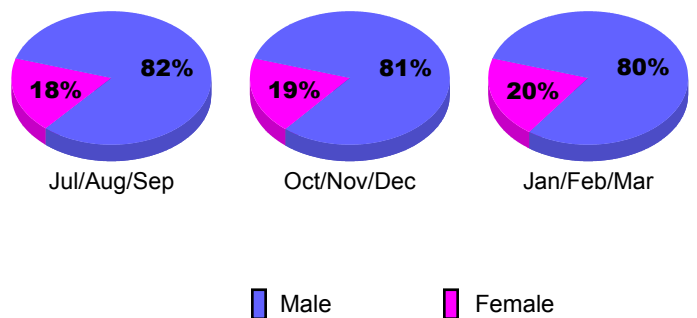


Comparison of Membership Gain/Loss

Current Year Compared to the Previous Year



Gender Comparison 2008-2009





2008-2009 GMT Quarterly Report for District (or Undistricted) **District 5M 6**



GMT: **Gary W Fry**

Location: **MINNESOTA**

GMT CA: **1 & 2**

CLUBS


Club Results 2008-2009

Clubs 2007-2008

Month	New Club	Actual New	Actual Dropped	Gain/Loss of	Gain/Loss of
	Goal	New Clubs	Dropped Clubs	Clubs	Clubs
Jul/Aug/Sep	2	0	0	0	0
Oct/Nov/Dec	0	0	0	0	1
Jan/Feb/Mar	0	0	0	0	0
Totals	2	0	0	0	1

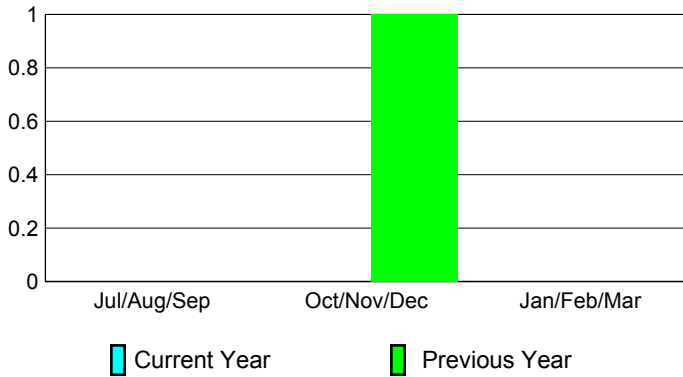
Club Results 2008-2009

Goal, New, Dropped, Gain/Loss




Comparison of Club Gain/Loss

Current Year Compared to the Previous Year



YTD Status Quo Clubs 2008-2009

Status Quo Clubs Compared to Status Quo Members



MEMBERSHIP

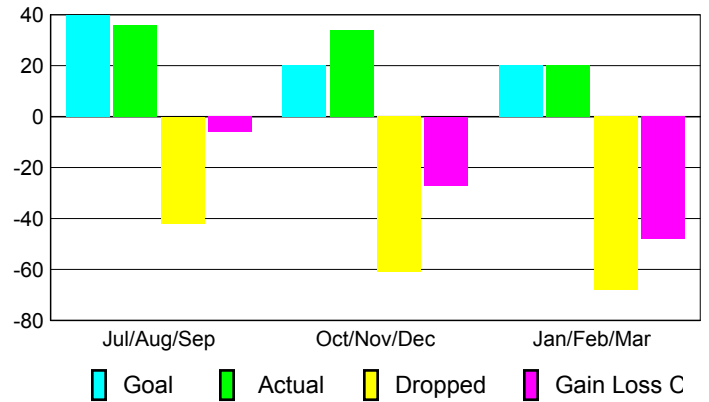
Membership Results 2008-2009

Membership 2007-2008

Month	Net Memb	Actual New	Actual Dropped	Gain/Loss of	Gain/Loss of
	Goal	New Memb	Dropped Memb	Memb	Memb
Jul/Aug/Sep	40	36	-42	-6	-19
Oct/Nov/Dec	20	34	-61	-27	29
Jan/Feb/Mar	20	20	-68	-48	-9
Totals	80	90	-171	-81	1

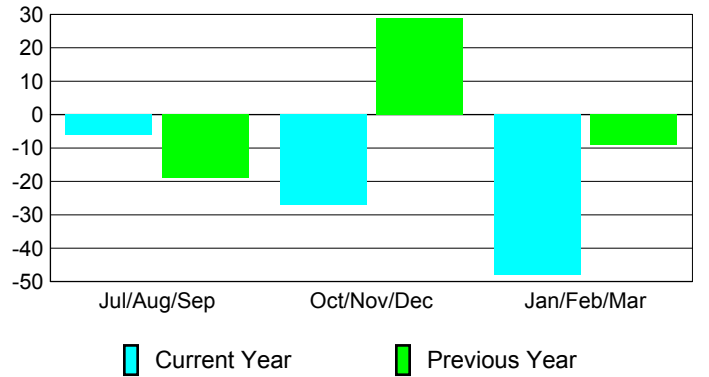
Membership Results 2008-2009

Goal, New, Dropped, Gain/Loss

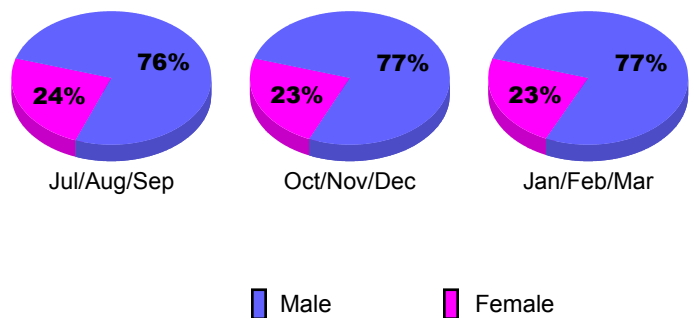


Comparison of Membership Gain/Loss

Current Year Compared to the Previous Year



Gender Comparison 2008-2009





2008-2009 GMT Quarterly Report for District (or Undistricted) **District 5M 7**



GMT: **Gary W Fry**

Location: **MINNESOTA**

GMT CA: **1 & 2**

CLUBS

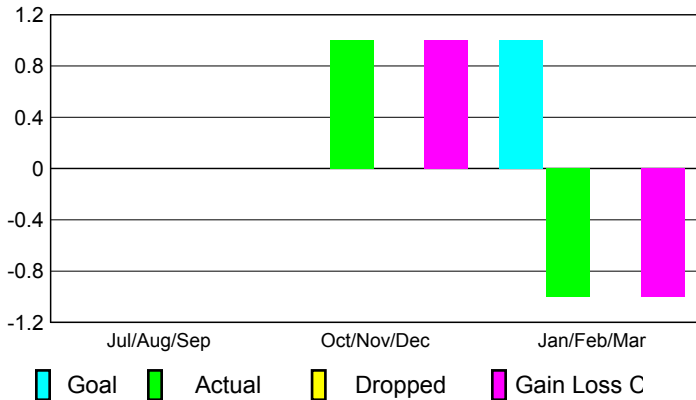
Club Results 2008-2009

Clubs 2007-2008

Month	New Club Goal	Actual New Clubs	Actual Dropped Clubs	Gain/Loss of Clubs	Gain/Loss of Clubs
Jul/Aug/Sep	0	0	0	0	0
Oct/Nov/Dec	0	1	0	1	0
Jan/Feb/Mar	1	-1	0	-1	2
Totals	1	0	0	0	2

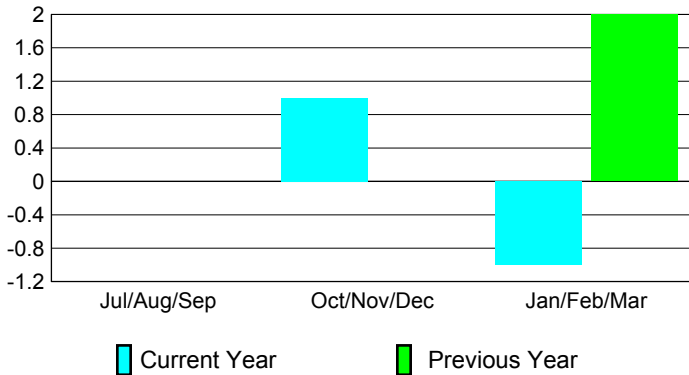
Club Results 2008-2009

Goal, New, Dropped, Gain/Loss




Comparison of Club Gain/Loss

Current Year Compared to the Previous Year



YTD Status Quo Clubs 2008-2009

Status Quo Clubs Compared to Status Quo Members



MEMBERSHIP

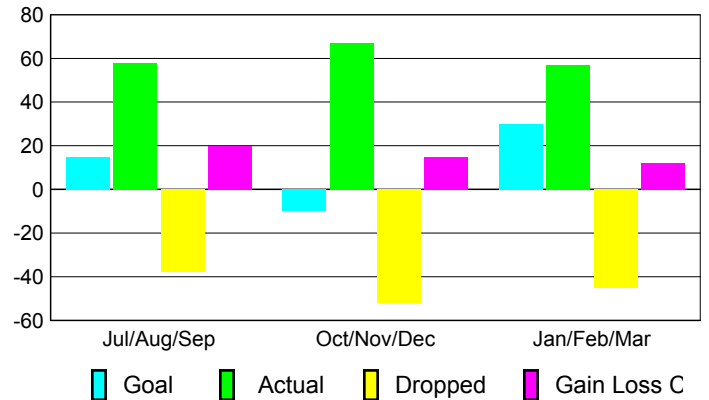
Membership Results 2008-2009

Membership 2007-2008

Month	Net Memb Goal	Actual New Memb	Actual Dropped Memb	Gain/Loss of Memb	Gain/Loss of Memb
Jul/Aug/Sep	15	58	-38	20	-19
Oct/Nov/Dec	-10	67	-52	15	-36
Jan/Feb/Mar	30	57	-45	12	2
Totals	35	182	-135	47	-53

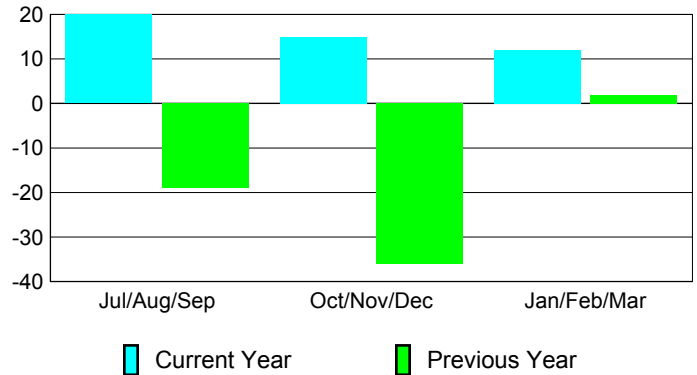
Membership Results 2008-2009

Goal, New, Dropped, Gain/Loss

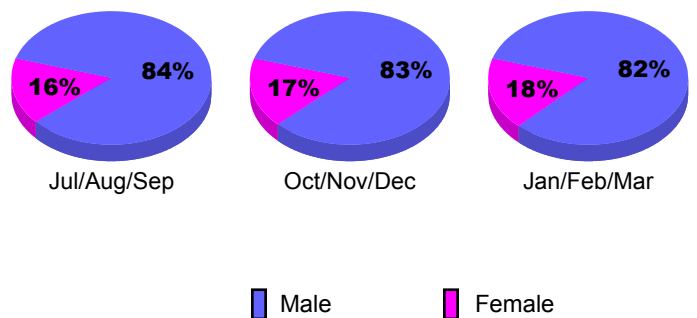


Comparison of Membership Gain/Loss

Current Year Compared to the Previous Year



Gender Comparison 2008-2009





2008-2009 GMT Quarterly Report for District (or Undistricted) **District 5M 8**



GMT: **Gary W Fry**

Location: **MINNESOTA**

GMT CA: **1 & 2**

CLUBS

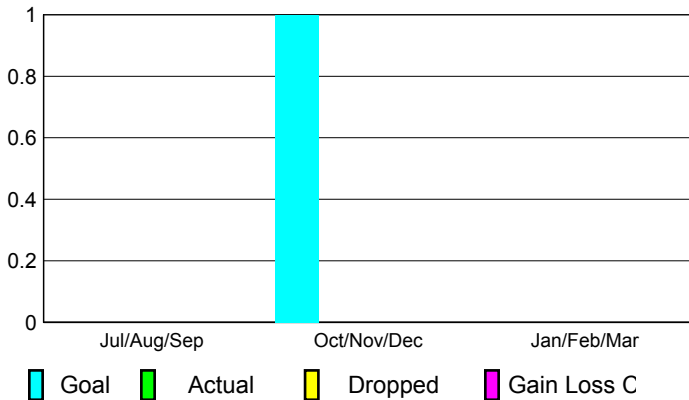
Club Results 2008-2009

Clubs 2007-2008

Month	New Club Goal	Actual New Clubs	Actual Dropped Clubs	Gain/Loss of Clubs	Gain/Loss of Clubs
Jul/Aug/Sep	0	0	0	0	0
Oct/Nov/Dec	1	0	0	0	1
Jan/Feb/Mar	0	0	0	0	-1
Totals	1	0	0	0	0

Club Results 2008-2009

Goal, New, Dropped, Gain/Loss



MEMBERSHIP

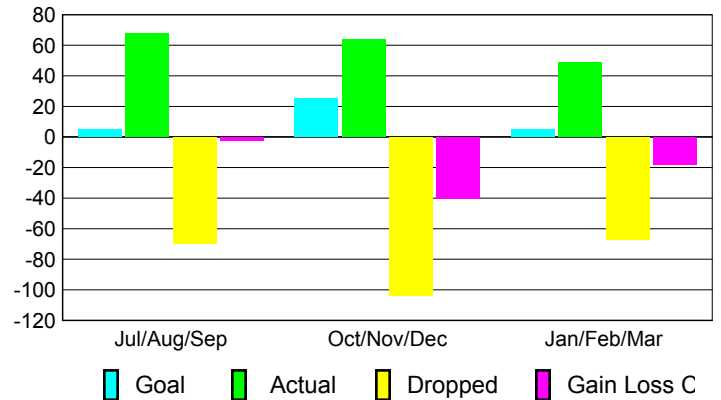
Membership Results 2008-2009

Membership 2007-2008

Month	Net Memb Goal	Actual New Memb	Actual Dropped Memb	Gain/Loss of Memb	Gain/Loss of Memb
Jul/Aug/Sep	5	68	-70	-2	4
Oct/Nov/Dec	25	64	-104	-40	30
Jan/Feb/Mar	5	49	-67	-18	-33
Totals	35	181	-241	-60	1

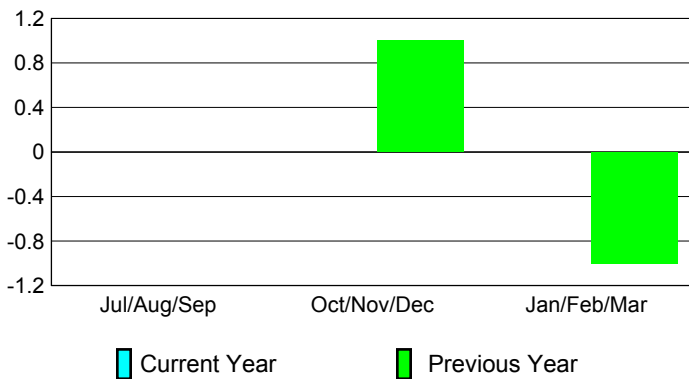
Membership Results 2008-2009

Goal, New, Dropped, Gain/Loss



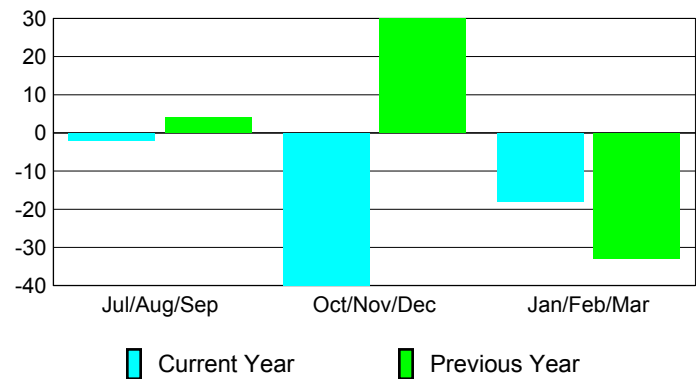
Comparison of Club Gain/Loss

Current Year Compared to the Previous Year




Comparison of Membership Gain/Loss

Current Year Compared to the Previous Year

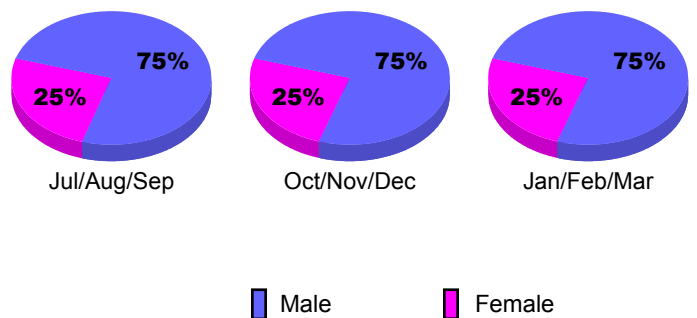


YTD Status Quo Clubs 2008-2009

Status Quo Clubs Compared to Status Quo Members



Gender Comparison 2008-2009





2008-2009 GMT Quarterly Report for District (or Undistricted) **District 5M 9**



GMT: **Gary W Fry**

Location: **MINNESOTA**

GMT CA: **1 & 2**

CLUBS


Club Results 2008-2009

Clubs 2007-2008

Month	New Club	Actual New	Actual Dropped	Gain/Loss of	Gain/Loss of
	Goal	Clubs	Clubs	Clubs	Clubs
Jul/Aug/Sep	1	0	0	0	0
Oct/Nov/Dec	0	0	0	0	0
Jan/Feb/Mar	0	0	0	0	0
Totals	1	0	0	0	0

Club Results 2008-2009

Goal, New, Dropped, Gain/Loss



Comparison of Club Gain/Loss

Current Year Compared to the Previous Year



YTD Status Quo Clubs 2008-2009

Status Quo Clubs Compared to Status Quo Members



MEMBERSHIP

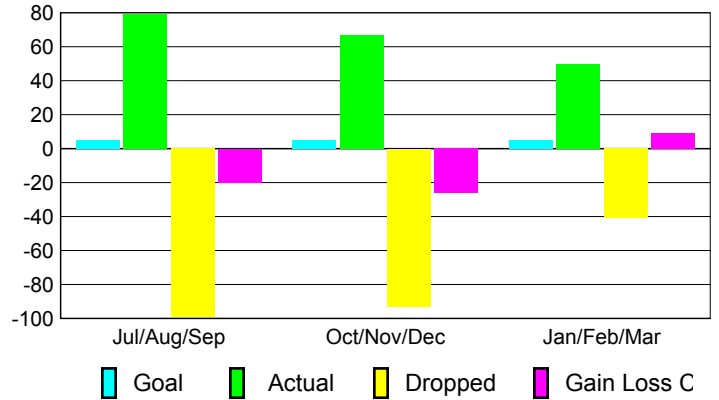
Membership Results 2008-2009

Membership 2007-2008

Month	Net Memb	Actual New	Actual Dropped	Gain/Loss of	Gain/Loss of
	Goal	Memb	Memb	Memb	Memb
Jul/Aug/Sep	5	79	-99	-20	-14
Oct/Nov/Dec	5	67	-93	-26	-19
Jan/Feb/Mar	5	50	-41	9	-16
Totals	15	196	-233	-37	-49

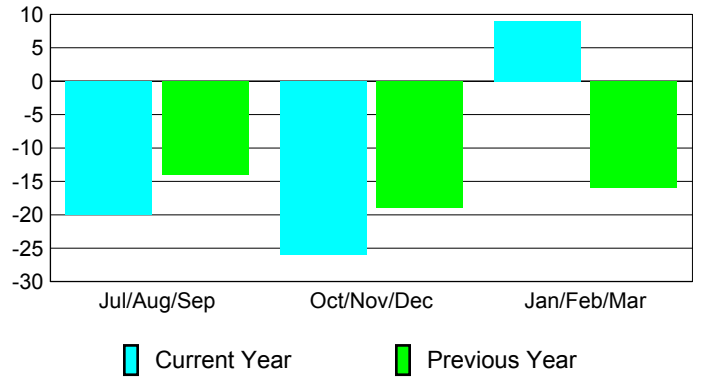
Membership Results 2008-2009

Goal, New, Dropped, Gain/Loss

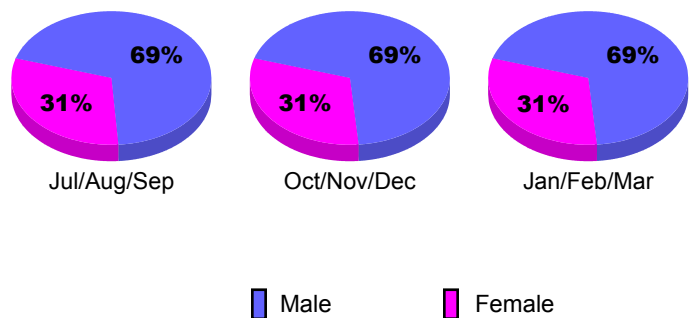


Comparison of Membership Gain/Loss

Current Year Compared to the Previous Year



Gender Comparison 2008-2009





2008-2009 GMT Quarterly Report for District (or Undistricted) District 5M 10



GMT: Gary W Fry

Location: MINNESOTA

GMT CA: 1 & 2

CLUBS

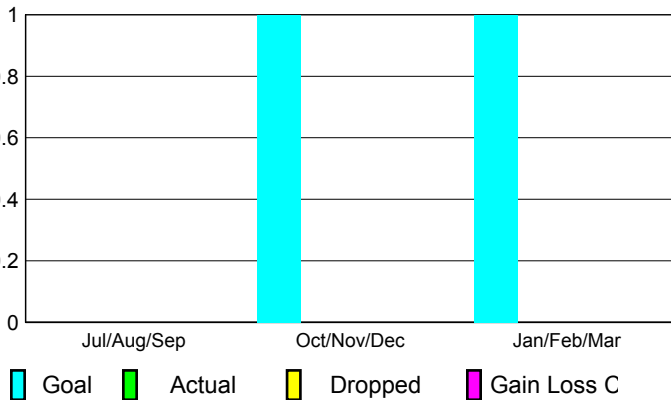
Club Results 2008-2009

Clubs 2007-2008

Month	New Club Goal	Actual New Clubs	Actual Dropped Clubs	Gain/Loss of Clubs	Gain/Loss of Clubs
Jul/Aug/Sep	0	0	0	0	0
Oct/Nov/Dec	1	0	0	0	0
Jan/Feb/Mar	1	0	0	0	-1
Totals	2	0	0	0	-1


Club Results 2008-2009

Goal, New, Dropped, Gain/Loss




Comparison of Club Gain/Loss

Current Year Compared to the Previous Year



YTD Status Quo Clubs 2008-2009

Status Quo Clubs Compared to Status Quo Members



MEMBERSHIP

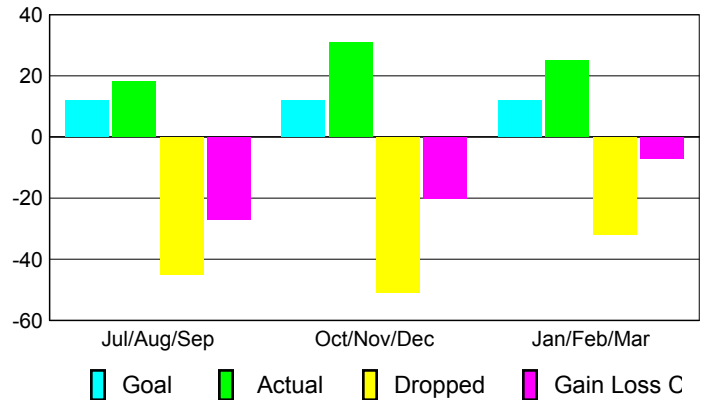
Membership Results 2008-2009

Membership 2007-2008

Month	Net Memb Goal	Actual New Memb	Actual Dropped Memb	Gain/Loss of Memb	Gain/Loss of Memb
Jul/Aug/Sep	12	18	-45	-27	-30
Oct/Nov/Dec	12	31	-51	-20	-6
Jan/Feb/Mar	12	25	-32	-7	-1
Totals	36	74	-128	-54	-37

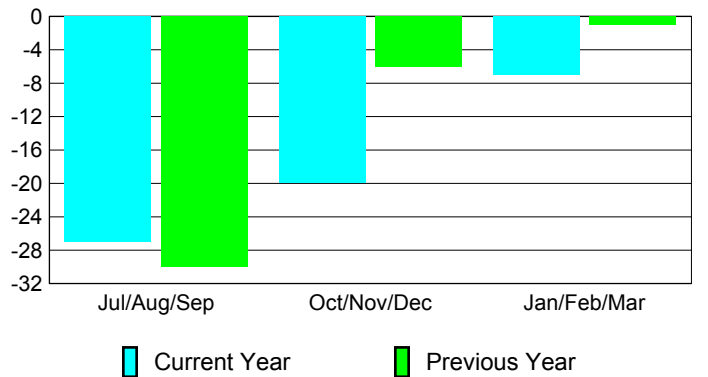
Membership Results 2008-2009

Goal, New, Dropped, Gain/Loss

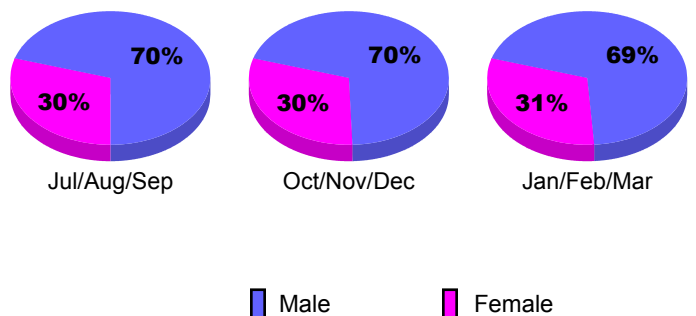


Comparison of Membership Gain/Loss

Current Year Compared to the Previous Year



Gender Comparison 2008-2009





2008-2009 GMT Quarterly Report for District (or Undistricted) District 5M 11



GMT: Gary W Fry

Location: MINNESOTA

GMT CA: 1 & 2

CLUBS

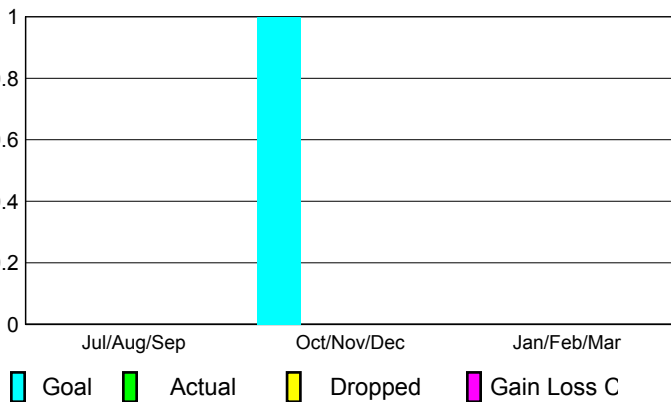
Club Results 2008-2009

Clubs 2007-2008

Month	New Club Goal	Actual New Clubs	Actual Dropped Clubs	Gain/Loss of Clubs	Gain/Loss of Clubs
Jul/Aug/Sep	0	0	0	0	0
Oct/Nov/Dec	1	0	0	0	0
Jan/Feb/Mar	0	0	0	0	0
Totals	1	0	0	0	0


Club Results 2008-2009

Goal, New, Dropped, Gain/Loss




Comparison of Club Gain/Loss

Current Year Compared to the Previous Year



YTD Status Quo Clubs 2008-2009

Status Quo Clubs Compared to Status Quo Members



MEMBERSHIP

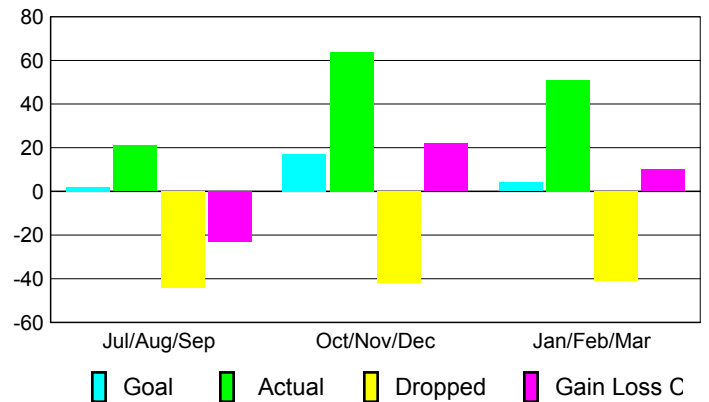
Membership Results 2008-2009

Membership 2007-2008

Month	Net Memb Goal	Actual New Memb	Actual Dropped Memb	Gain/Loss of Memb	Gain/Loss of Memb
Jul/Aug/Sep	2	21	-44	-23	-15
Oct/Nov/Dec	17	64	-42	22	-7
Jan/Feb/Mar	4	51	-41	10	-14
Totals	23	136	-127	9	-36

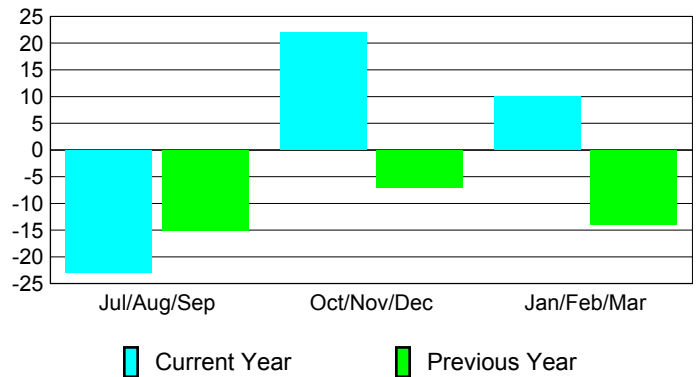
Membership Results 2008-2009

Goal, New, Dropped, Gain/Loss

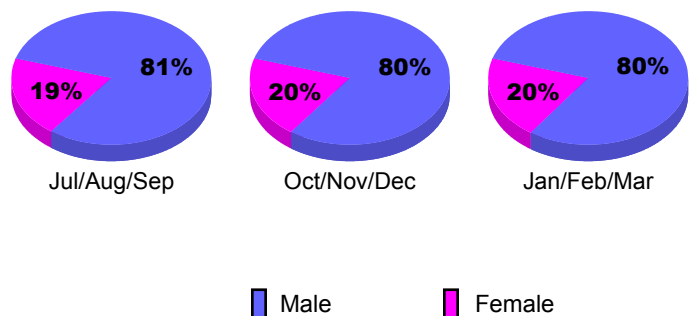


Comparison of Membership Gain/Loss

Current Year Compared to the Previous Year



Gender Comparison 2008-2009





2008-2009 GMT Quarterly Report for District (or Undistricted) District 5M 13



GMT: Gary W Fry

Location: MANITOBA

GMT CA: 1 & 2

CLUBS

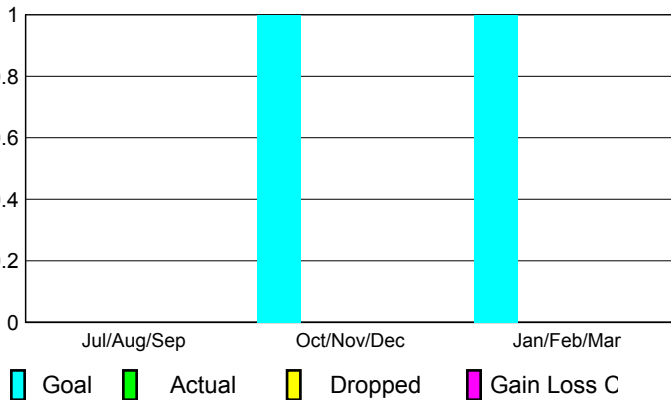
Club Results 2008-2009

Clubs 2007-2008

Month	New Club Goal	Actual New Clubs	Actual Dropped Clubs	Gain/Loss of Clubs	Gain/Loss of Clubs
Jul/Aug/Sep	0	0	0	0	0
Oct/Nov/Dec	1	0	0	0	-1
Jan/Feb/Mar	1	0	0	0	-1
Totals	2	0	0	0	-2

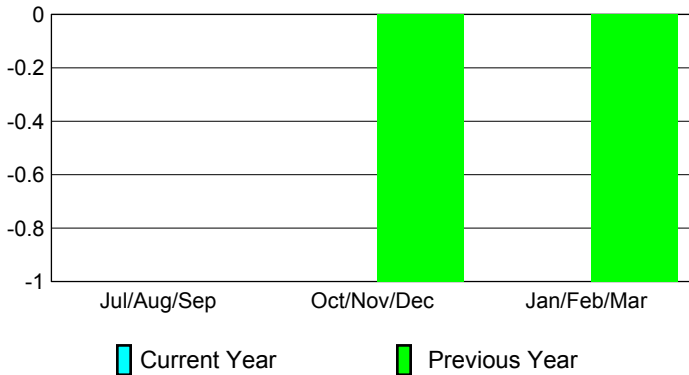
Club Results 2008-2009

Goal, New, Dropped, Gain/Loss




Comparison of Club Gain/Loss

Current Year Compared to the Previous Year



YTD Status Quo Clubs 2008-2009

Status Quo Clubs Compared to Status Quo Members



MEMBERSHIP

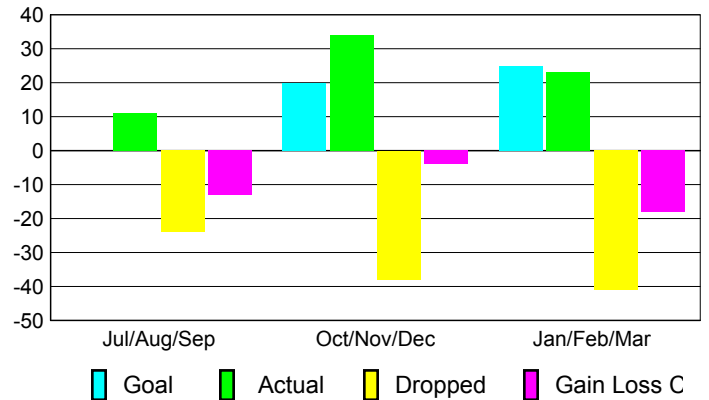
Membership Results 2008-2009

Membership 2007-2008

Month	Net Memb Goal	Actual New Memb	Actual Dropped Memb	Gain/Loss of Memb	Gain/Loss of Memb
Jul/Aug/Sep	0	11	-24	-13	-7
Oct/Nov/Dec	20	34	-38	-4	6
Jan/Feb/Mar	25	23	-41	-18	-6
Totals	45	68	-103	-35	-7

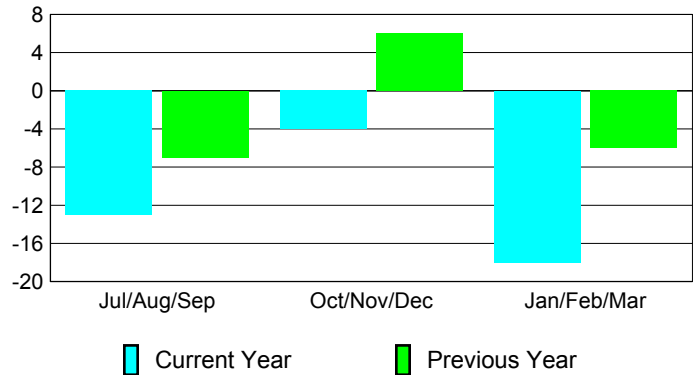
Membership Results 2008-2009

Goal, New, Dropped, Gain/Loss

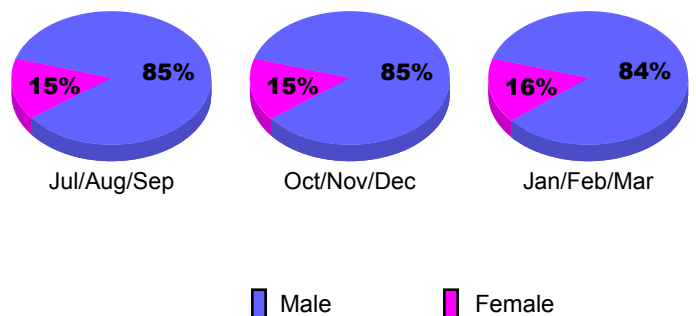


Comparison of Membership Gain/Loss

Current Year Compared to the Previous Year



Gender Comparison 2008-2009





2008-2009 GMT Quarterly Report for District (or Undistricted) **District 5 NE**



GMT: **Gary W Fry**

Location: **NORTH DAKOTA**

GMT CA: **1 & 2**

CLUBS

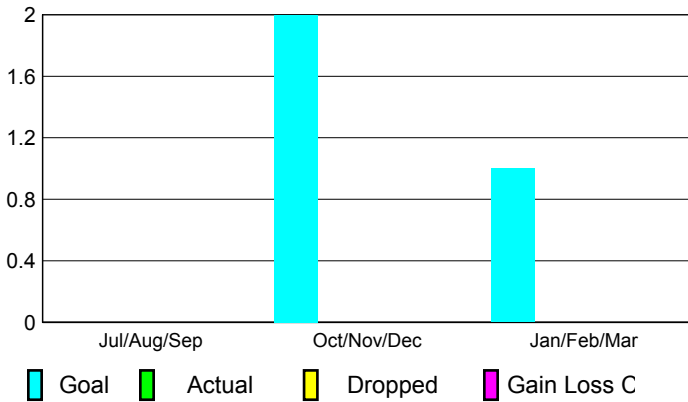
Club Results 2008-2009

Clubs 2007-2008

Month	New Club Goal	Actual New Clubs	Actual Dropped Clubs	Gain/Loss of Clubs	Gain/Loss of Clubs
Jul/Aug/Sep	0	0	0	0	0
Oct/Nov/Dec	2	0	0	0	0
Jan/Feb/Mar	1	0	0	0	0
Totals	3	0	0	0	0


Club Results 2008-2009

Goal, New, Dropped, Gain/Loss




Comparison of Club Gain/Loss

Current Year Compared to the Previous Year



YTD Status Quo Clubs 2008-2009

Status Quo Clubs Compared to Status Quo Members



MEMBERSHIP

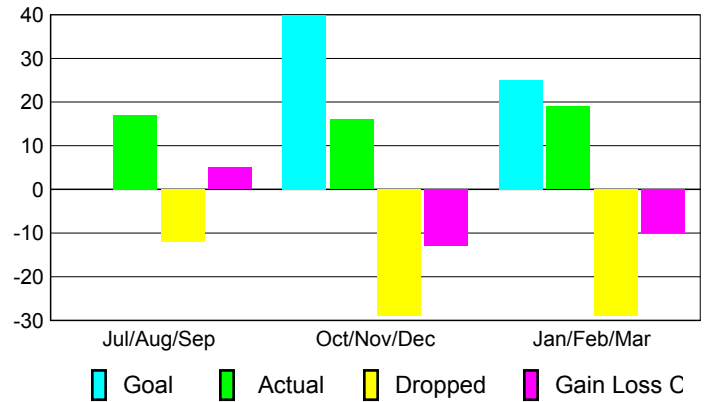
Membership Results 2008-2009

Membership 2007-2008

Month	Net Memb Goal	Actual New Memb	Actual Dropped Memb	Gain/Loss of Memb	Gain/Loss of Memb
Jul/Aug/Sep	0	17	-12	5	-9
Oct/Nov/Dec	40	16	-29	-13	-12
Jan/Feb/Mar	25	19	-29	-10	-4
Totals	65	52	-70	-18	-25

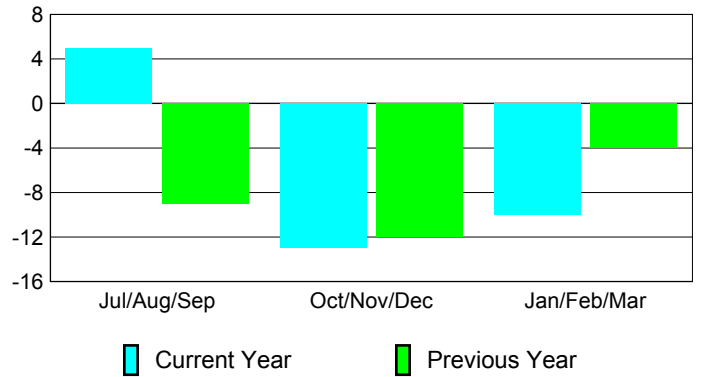
Membership Results 2008-2009

Goal, New, Dropped, Gain/Loss

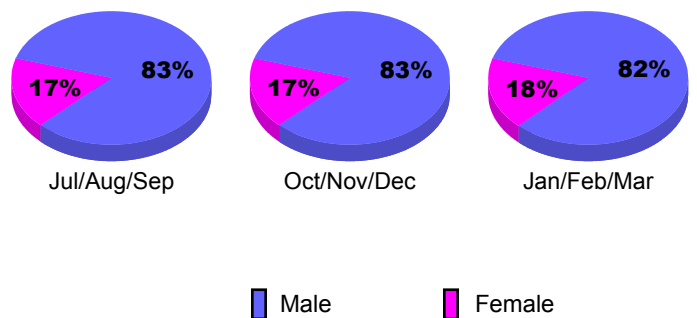


Comparison of Membership Gain/Loss

Current Year Compared to the Previous Year



Gender Comparison 2008-2009





2008-2009 GMT Quarterly Report for District (or Undistricted) **District 5 NW**



GMT: **Gary W Fry**

Location: **NORTH DAKOTA**

GMT CA: **1 & 2**

CLUBS

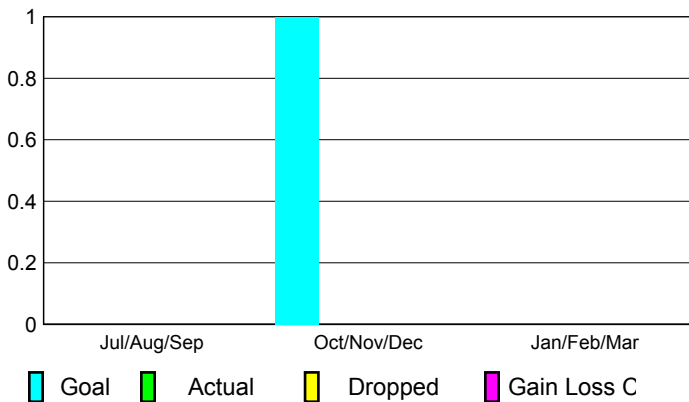
Club Results 2008-2009

Clubs 2007-2008

Month	New Club Goal	Actual New Clubs	Actual Dropped Clubs	Gain/Loss of Clubs	Gain/Loss of Clubs
Jul/Aug/Sep	0	0	0	0	0
Oct/Nov/Dec	1	0	0	0	0
Jan/Feb/Mar	0	0	0	0	0
Totals	1	0	0	0	0


Club Results 2008-2009

Goal, New, Dropped, Gain/Loss



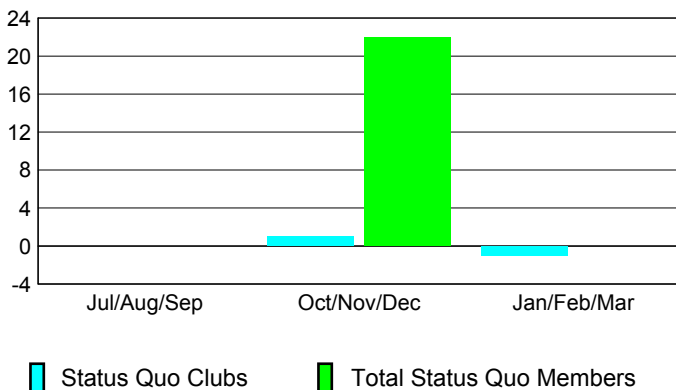
Comparison of Club Gain/Loss

Current Year Compared to the Previous Year



YTD Status Quo Clubs 2008-2009

Status Quo Clubs Compared to Status Quo Members



MEMBERSHIP

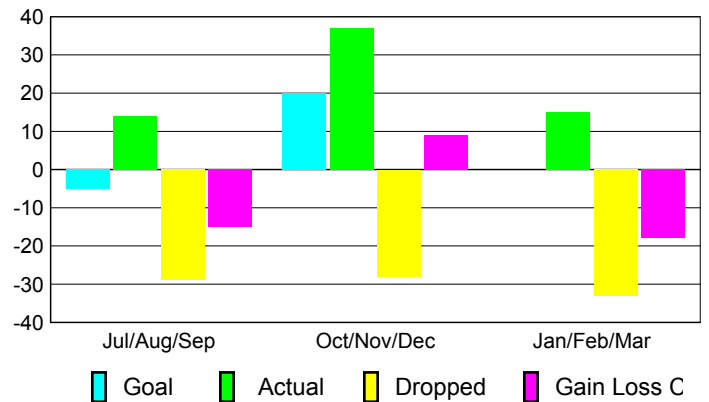
Membership Results 2008-2009

Membership 2007-2008

Month	Net Memb Goal	Actual New Memb	Actual Dropped Memb	Gain/Loss of Memb	Gain/Loss of Memb
Jul/Aug/Sep	-5	14	-29	-15	-23
Oct/Nov/Dec	20	37	-28	9	9
Jan/Feb/Mar	0	15	-33	-18	-9
Totals	15	66	-90	-24	-23

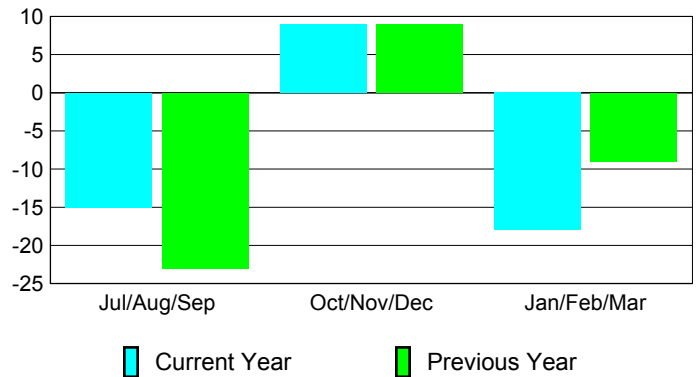
Membership Results 2008-2009

Goal, New, Dropped, Gain/Loss

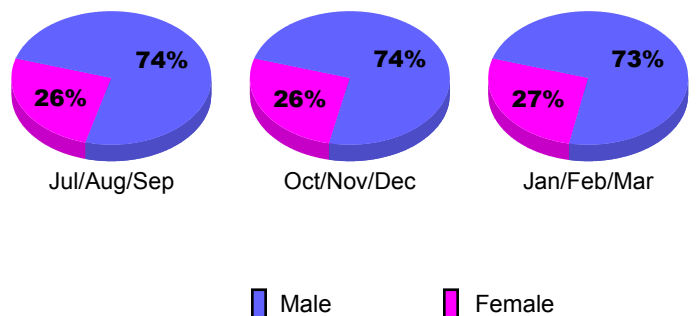


Comparison of Membership Gain/Loss

Current Year Compared to the Previous Year



Gender Comparison 2008-2009





2008-2009 GMT Quarterly Report for District (or Undistricted) **District 5 NC**



GMT: **Gary W Fry**

Location: **NORTH DAKOTA**

GMT CA: **1 & 2**

CLUBS

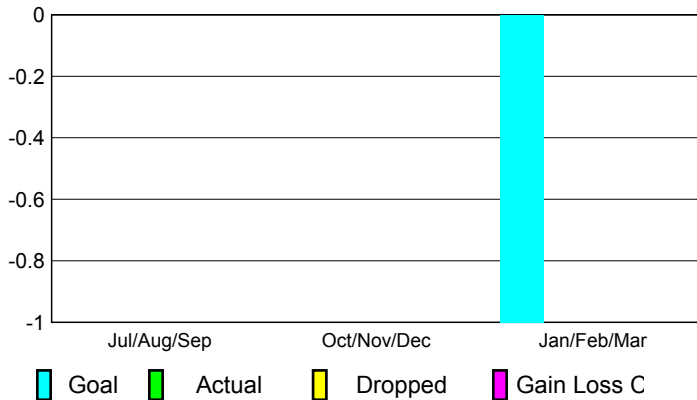
Club Results 2008-2009

Clubs 2007-2008

Month	New Club Goal	Actual New Clubs	Actual Dropped Clubs	Gain/Loss of Clubs	Gain/Loss of Clubs
Jul/Aug/Sep	0	0	0	0	0
Oct/Nov/Dec	0	0	0	0	0
Jan/Feb/Mar	-1	0	0	0	-1
Totals	-1	0	0	0	-1


Club Results 2008-2009

Goal, New, Dropped, Gain/Loss




Comparison of Club Gain/Loss

Current Year Compared to the Previous Year



YTD Status Quo Clubs 2008-2009

Status Quo Clubs Compared to Status Quo Members



MEMBERSHIP

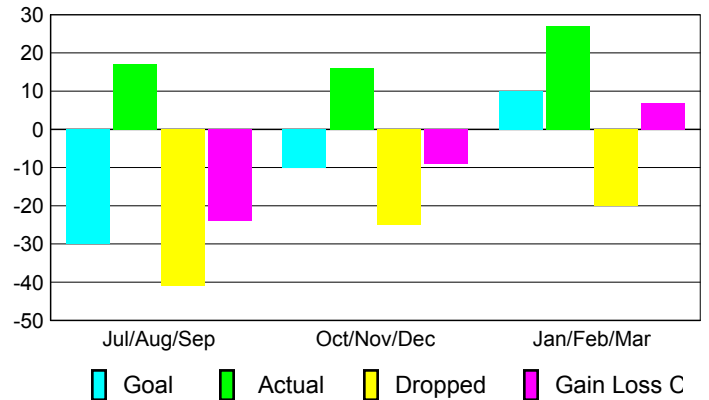
Membership Results 2008-2009

Membership 2007-2008

Month	Net Memb Goal	Actual New Memb	Actual Dropped Memb	Gain/Loss of Memb	Gain/Loss of Memb
Jul/Aug/Sep	-30	17	-41	-24	-25
Oct/Nov/Dec	-10	16	-25	-9	6
Jan/Feb/Mar	10	27	-20	7	-5
Totals	-30	60	-86	-26	-24

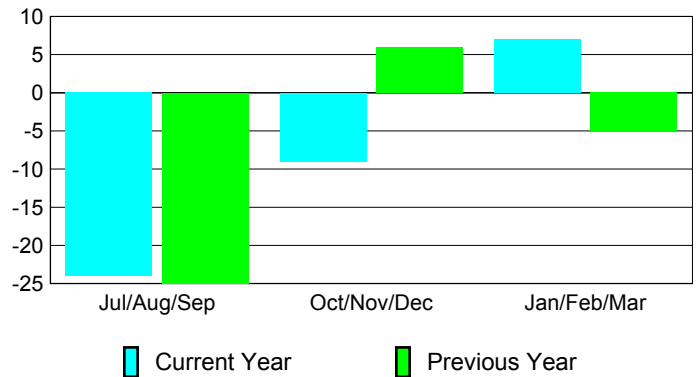
Membership Results 2008-2009

Goal, New, Dropped, Gain/Loss

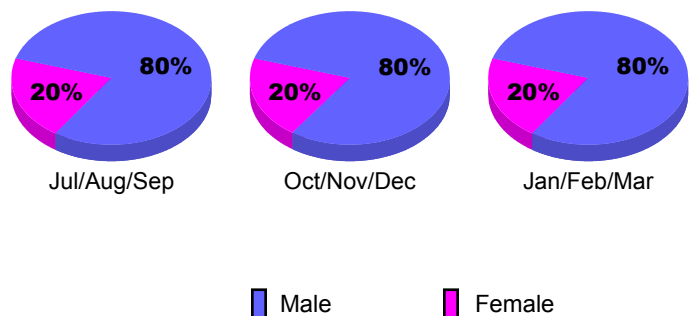


Comparison of Membership Gain/Loss

Current Year Compared to the Previous Year



Gender Comparison 2008-2009





2008-2009 GMT Quarterly Report for District (or Undistricted) **District 5 CA**



GMT: **Gary W Fry**

Location: **SASKATCHEWAN**

GMT CA: **1 & 2**

CLUBS

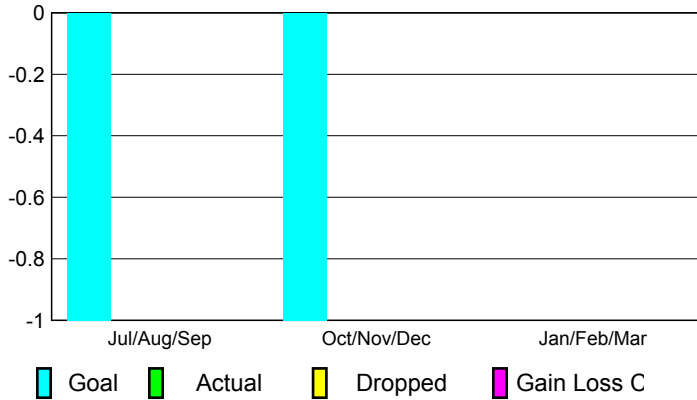
Club Results 2008-2009

Clubs 2007-2008

Month	New Club Goal	Actual New Clubs	Actual Dropped Clubs	Gain/Loss of Clubs	Gain/Loss of Clubs
Jul/Aug/Sep	-1	0	0	0	0
Oct/Nov/Dec	-1	0	0	0	0
Jan/Feb/Mar	0	0	0	0	-2
Totals	-2	0	0	0	-2


Club Results 2008-2009

Goal, New, Dropped, Gain/Loss



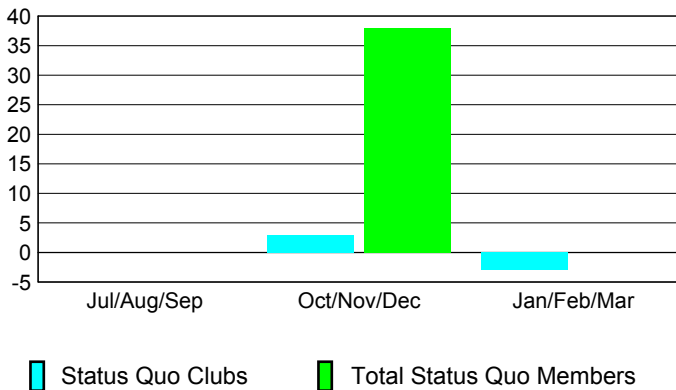
Comparison of Club Gain/Loss

Current Year Compared to the Previous Year



YTD Status Quo Clubs 2008-2009

Status Quo Clubs Compared to Status Quo Members



MEMBERSHIP

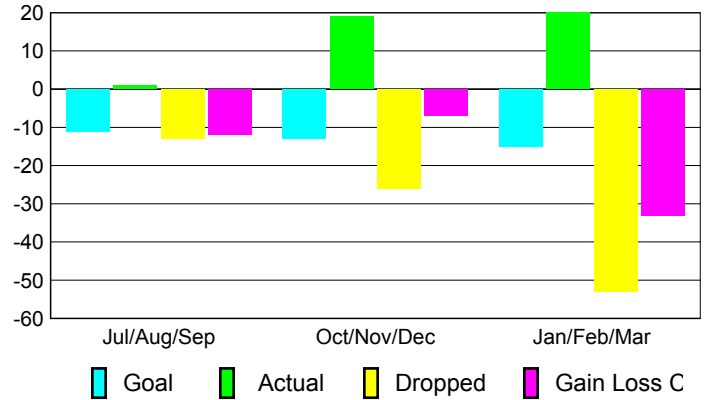
Membership Results 2008-2009

Membership 2007-2008

Month	Net Memb Goal	Actual New Memb	Actual Dropped Memb	Gain/Loss of Memb	Gain/Loss of Memb
Jul/Aug/Sep	-11	1	-13	-12	-4
Oct/Nov/Dec	-13	19	-26	-7	-20
Jan/Feb/Mar	-15	20	-53	-33	-36
Totals	-39	40	-92	-52	-60

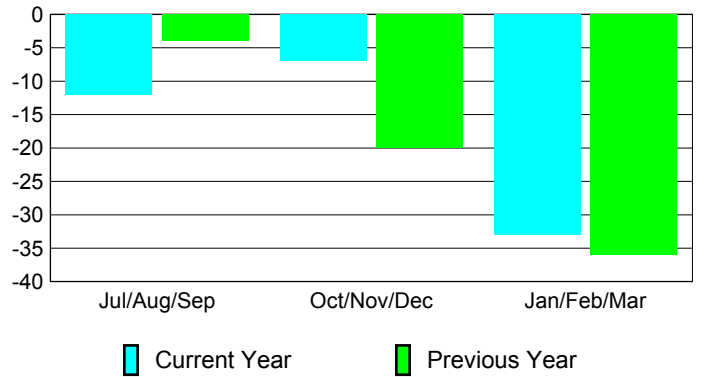
Membership Results 2008-2009

Goal, New, Dropped, Gain/Loss

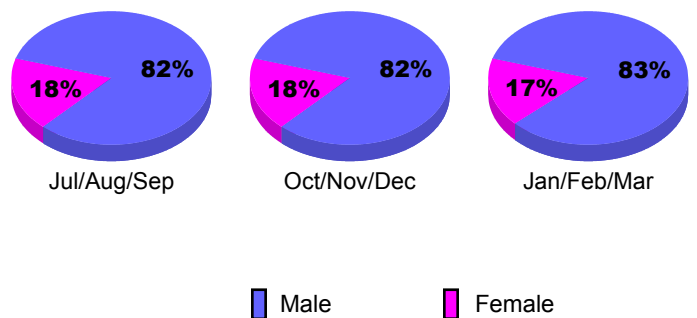


Comparison of Membership Gain/Loss

Current Year Compared to the Previous Year



Gender Comparison 2008-2009





2008-2009 GMT Quarterly Report for District (or Undistricted) **District 5 CE**



GMT: **Gary W Fry**

Location: **SASKATCHEWAN**

GMT CA: **1 & 2**

CLUBS

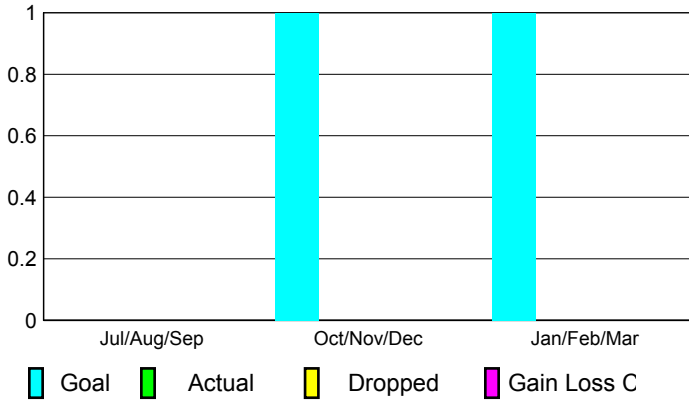
Club Results 2008-2009

Clubs 2007-2008

Month	New Club Goal	Actual New Clubs	Actual Dropped Clubs	Gain/Loss of Clubs	Gain/Loss of Clubs
Jul/Aug/Sep	0	0	0	0	0
Oct/Nov/Dec	1	0	0	0	0
Jan/Feb/Mar	1	0	0	0	0
Totals	2	0	0	0	0

Club Results 2008-2009

Goal, New, Dropped, Gain/Loss



Comparison of Club Gain/Loss

Current Year Compared to the Previous Year



YTD Status Quo Clubs 2008-2009

Status Quo Clubs Compared to Status Quo Members



MEMBERSHIP

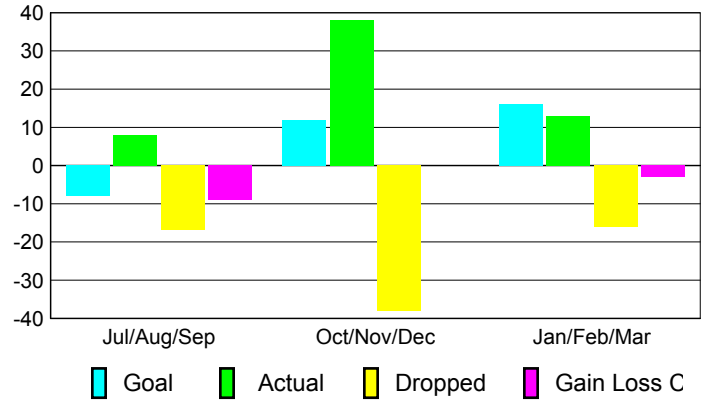
Membership Results 2008-2009

Membership 2007-2008

Month	Net Memb Goal	Actual New Memb	Actual Dropped Memb	Gain/Loss of Memb	Gain/Loss of Memb
Jul/Aug/Sep	-8	8	-17	-9	-11
Oct/Nov/Dec	12	38	-38	0	-28
Jan/Feb/Mar	16	13	-16	-3	10
Totals	20	59	-71	-12	-29

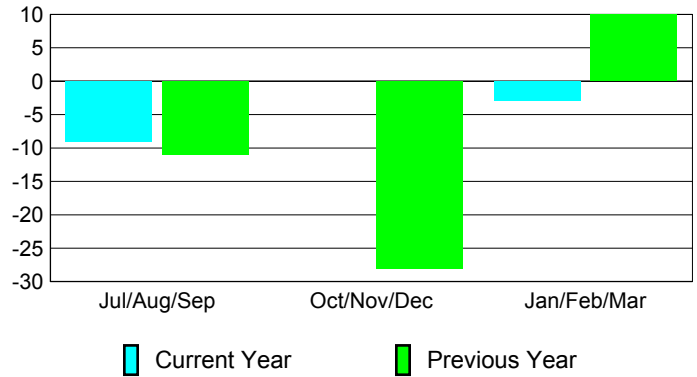
Membership Results 2008-2009

Goal, New, Dropped, Gain/Loss

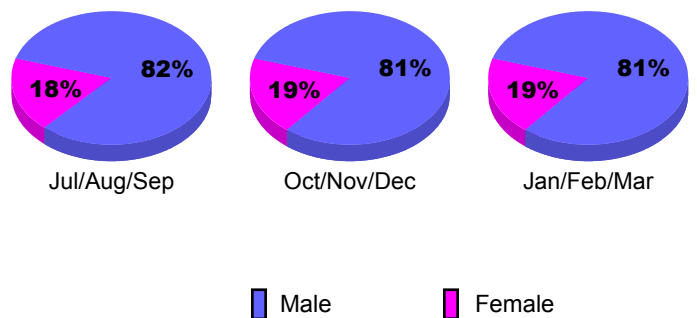


Comparison of Membership Gain/Loss

Current Year Compared to the Previous Year



Gender Comparison 2008-2009





2008-2009 GMT Quarterly Report for District (or Undistricted) **District 5 CN**



GMT: **Gary W Fry**

Location: **SASKATCHEWAN**

GMT CA: **1 & 2**

CLUBS

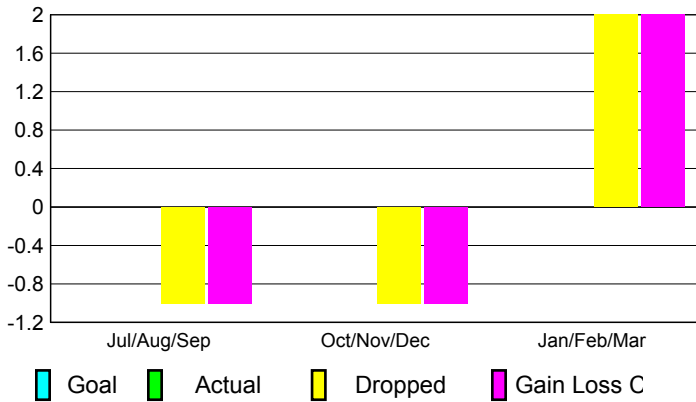
Club Results 2008-2009

Clubs 2007-2008

Month	New Club Goal	Actual New Clubs	Actual Dropped Clubs	Gain/Loss of Clubs	Gain/Loss of Clubs
Jul/Aug/Sep	0	0	-1	-1	0
Oct/Nov/Dec	0	0	-1	-1	-1
Jan/Feb/Mar	0	0	2	2	0
Totals	0	0	0	0	-1

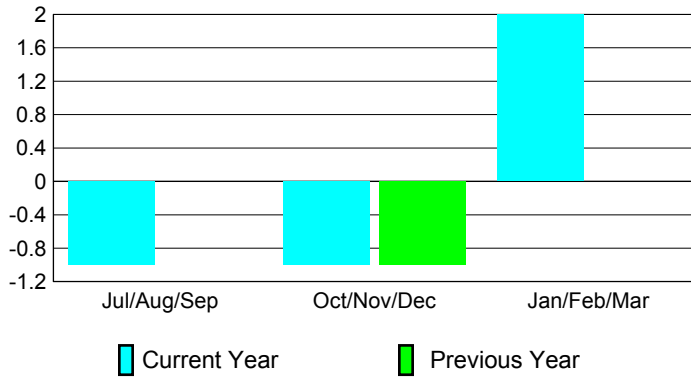
Club Results 2008-2009

Goal, New, Dropped, Gain/Loss



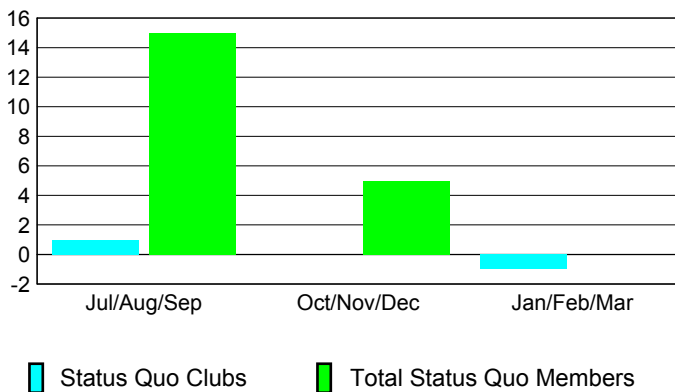
Comparison of Club Gain/Loss

Current Year Compared to the Previous Year



YTD Status Quo Clubs 2008-2009

Status Quo Clubs Compared to Status Quo Members



MEMBERSHIP

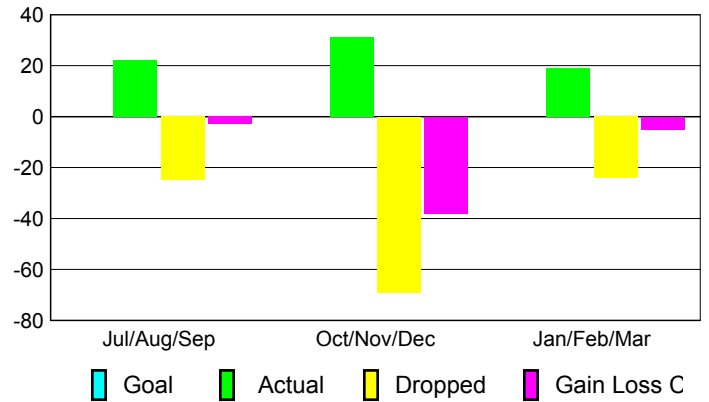
Membership Results 2008-2009

Membership 2007-2008

Month	Net Memb Goal	Actual New Memb	Actual Dropped Memb	Gain/Loss of Memb	Gain/Loss of Memb
Jul/Aug/Sep	0	22	-25	-3	-11
Oct/Nov/Dec	0	31	-69	-38	-38
Jan/Feb/Mar	0	19	-24	-5	-11
Totals	0	72	-118	-46	-60

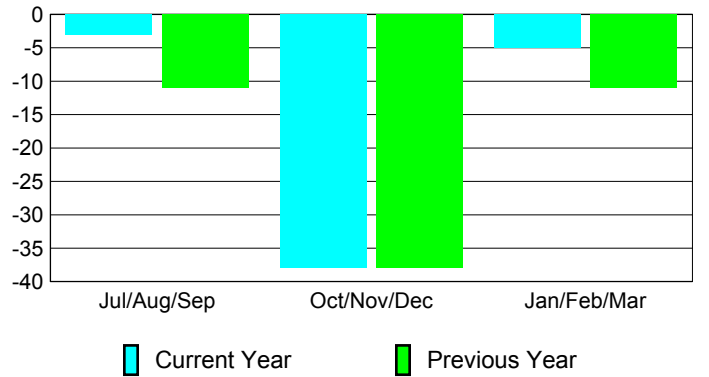
Membership Results 2008-2009

Goal, New, Dropped, Gain/Loss

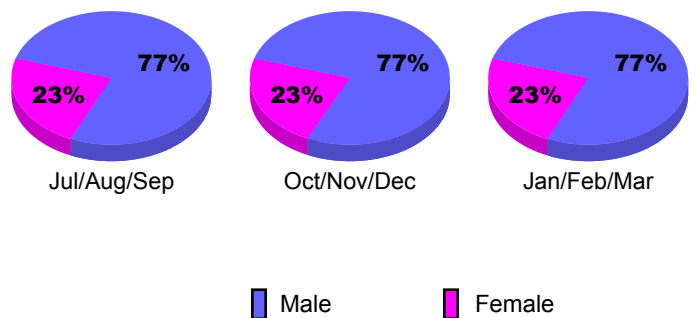


Comparison of Membership Gain/Loss

Current Year Compared to the Previous Year



Gender Comparison 2008-2009





2008-2009 GMT Quarterly Report for District (or Undistricted) **District 5 CW**



GMT: **Gary W Fry**

Location: **SASKATCHEWAN**

GMT CA: **1 & 2**

CLUBS

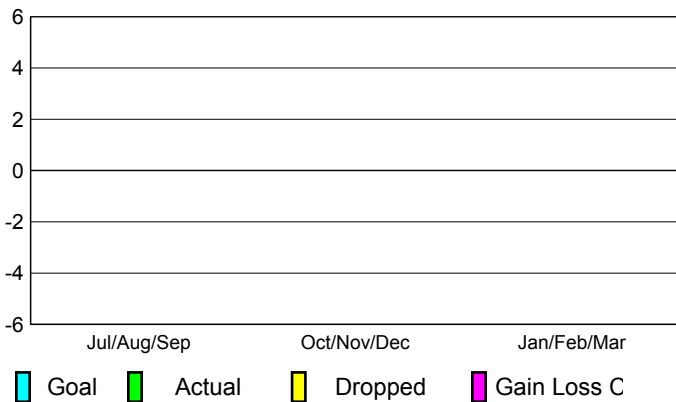
Club Results 2008-2009

Clubs 2007-2008

Month	New Club Goal	Actual New Clubs	Actual Dropped Clubs	Gain/Loss of Clubs	Gain/Loss of Clubs
Jul/Aug/Sep	0	0	0	0	0
Oct/Nov/Dec	0	0	0	0	0
Jan/Feb/Mar	0	0	0	0	0
Totals	0	0	0	0	0


Club Results 2008-2009

Goal, New, Dropped, Gain/Loss




Comparison of Club Gain/Loss

Current Year Compared to the Previous Year



YTD Status Quo Clubs 2008-2009

Status Quo Clubs Compared to Status Quo Members



MEMBERSHIP

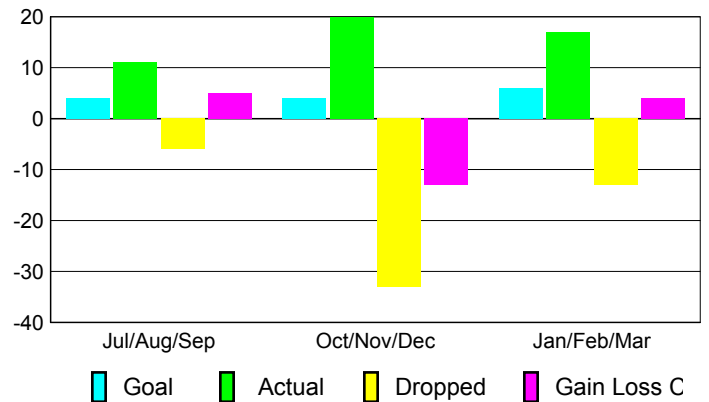
Membership Results 2008-2009

Membership 2007-2008

Month	Net Memb Goal	Actual New Memb	Actual Dropped Memb	Gain/Loss of Memb	Gain/Loss of Memb
Jul/Aug/Sep	4	11	-6	5	-5
Oct/Nov/Dec	4	20	-33	-13	-2
Jan/Feb/Mar	6	17	-13	4	-8
Totals	14	48	-52	-4	-15

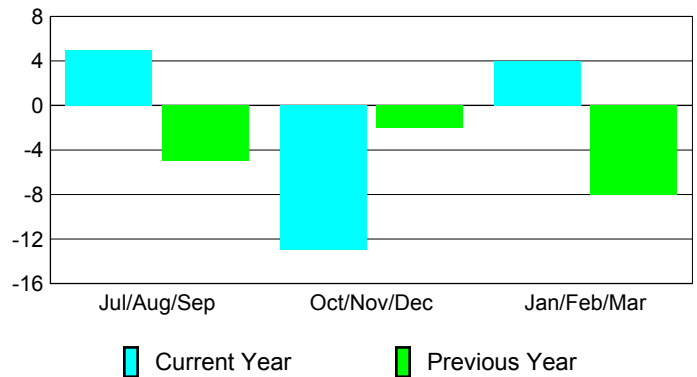
Membership Results 2008-2009

Goal, New, Dropped, Gain/Loss

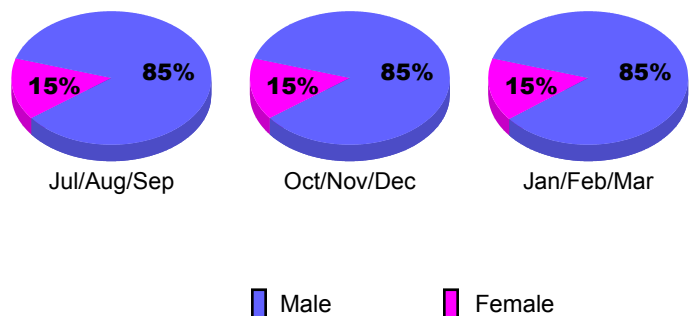


Comparison of Membership Gain/Loss

Current Year Compared to the Previous Year



Gender Comparison 2008-2009





2008-2009 GMT Quarterly Report for District (or Undistricted) **District 5 SE**



GMT: **Gary W Fry**

Location: **SOUTH DAKOTA**

GMT CA: **1 & 2**

CLUBS

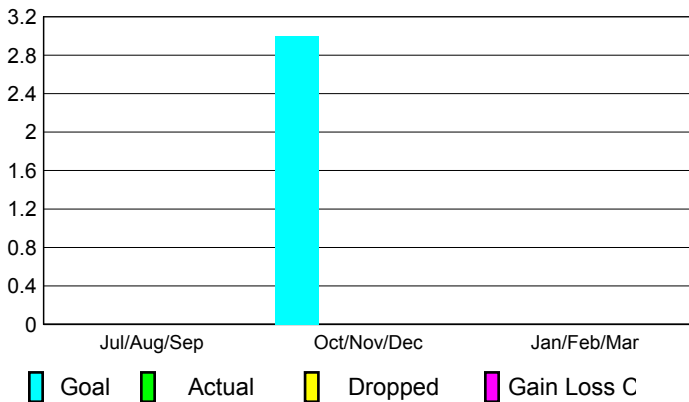
Club Results 2008-2009

Clubs 2007-2008

Month	New Club Goal	Actual New Clubs	Actual Dropped Clubs	Gain/Loss of Clubs	Gain/Loss of Clubs
Jul/Aug/Sep	0	0	0	0	0
Oct/Nov/Dec	3	0	0	0	1
Jan/Feb/Mar	0	0	0	0	0
Totals	3	0	0	0	1

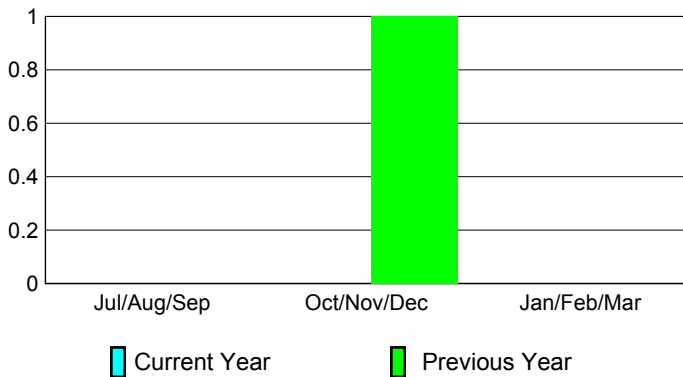
Club Results 2008-2009

Goal, New, Dropped, Gain/Loss




Comparison of Club Gain/Loss

Current Year Compared to the Previous Year



YTD Status Quo Clubs 2008-2009

Status Quo Clubs Compared to Status Quo Members



MEMBERSHIP

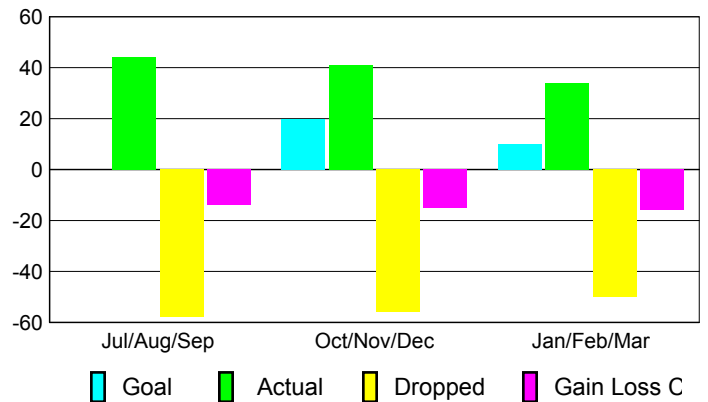
Membership Results 2008-2009

Membership 2007-2008

Month	Net Memb Goal	Actual New Memb	Actual Dropped Memb	Gain/Loss of Memb	Gain/Loss of Memb
Jul/Aug/Sep	0	44	-58	-14	-6
Oct/Nov/Dec	20	41	-56	-15	58
Jan/Feb/Mar	10	34	-50	-16	31
Totals	30	119	-164	-45	83

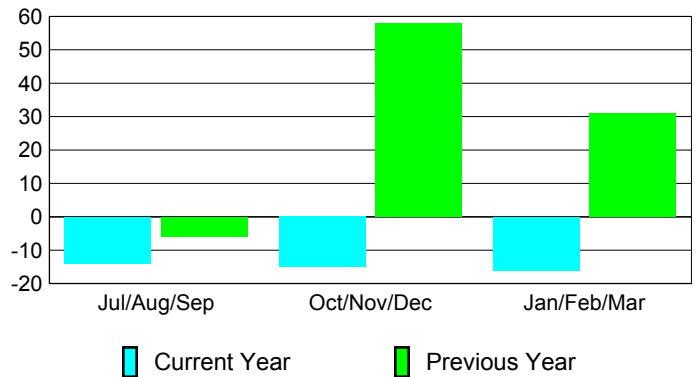
Membership Results 2008-2009

Goal, New, Dropped, Gain/Loss

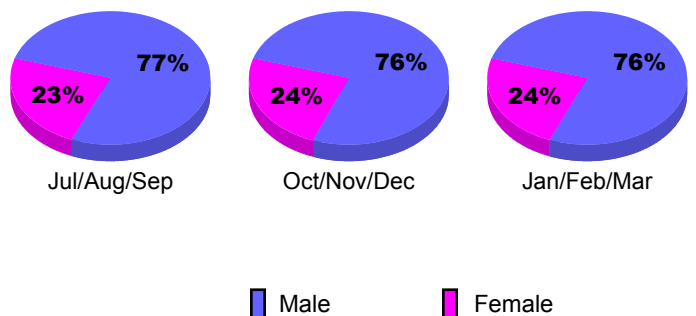


Comparison of Membership Gain/Loss

Current Year Compared to the Previous Year



Gender Comparison 2008-2009





2008-2009 GMT Quarterly Report for District (or Undistricted) **District 5 SW**



GMT: **Gary W Fry**

Location: **SOUTH DAKOTA**

GMT CA: **1 & 2**

CLUBS

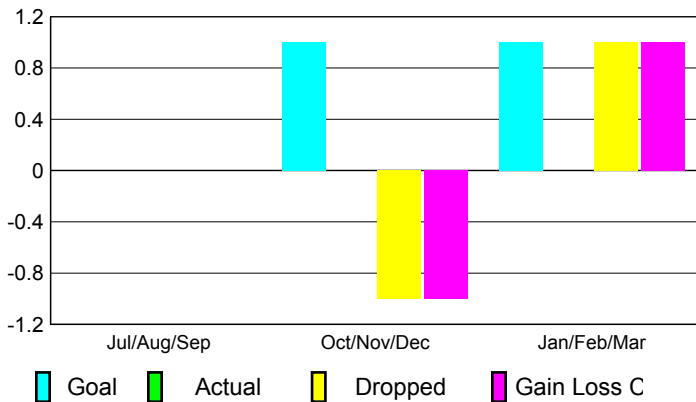
Club Results 2008-2009

Clubs 2007-2008

Month	New Club Goal	Actual New Clubs	Actual Dropped Clubs	Gain/Loss of Clubs	Gain/Loss of Clubs
Jul/Aug/Sep	0	0	0	0	0
Oct/Nov/Dec	1	0	-1	-1	0
Jan/Feb/Mar	1	0	1	1	0
Totals	2	0	0	0	0

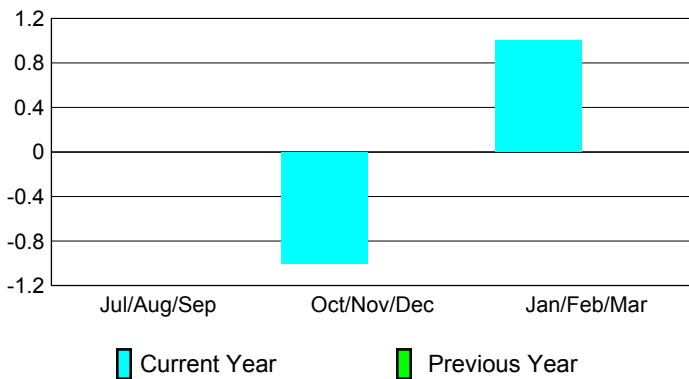
Club Results 2008-2009

Goal, New, Dropped, Gain/Loss



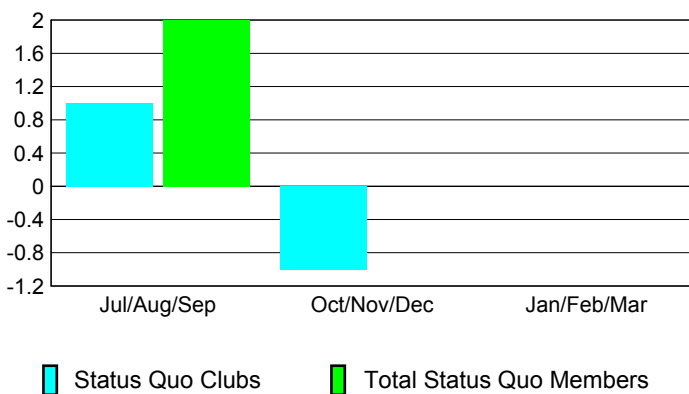
Comparison of Club Gain/Loss

Current Year Compared to the Previous Year



YTD Status Quo Clubs 2008-2009

Status Quo Clubs Compared to Status Quo Members



MEMBERSHIP

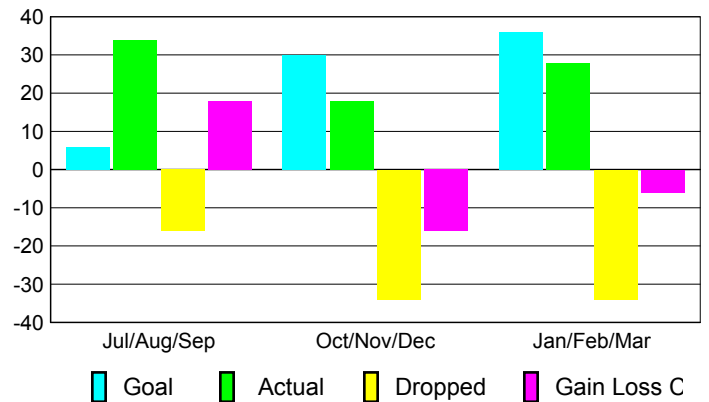
Membership Results 2008-2009

Membership 2007-2008

Month	Net Memb Goal	Actual New Memb	Actual Dropped Memb	Gain/Loss of Memb	Gain/Loss of Memb
Jul/Aug/Sep	6	34	-16	18	-2
Oct/Nov/Dec	30	18	-34	-16	7
Jan/Feb/Mar	36	28	-34	-6	7
Totals	72	80	-84	-4	12

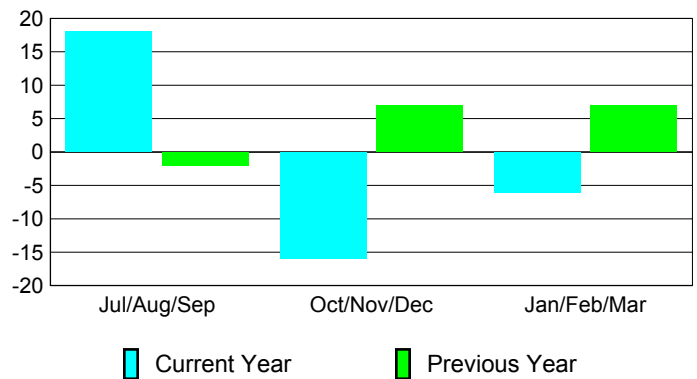
Membership Results 2008-2009

Goal, New, Dropped, Gain/Loss

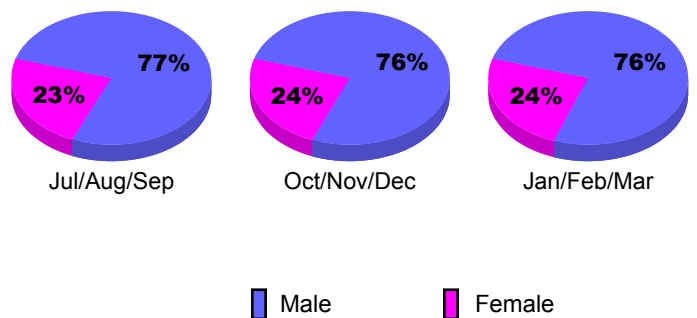


Comparison of Membership Gain/Loss

Current Year Compared to the Previous Year



Gender Comparison 2008-2009





2008-2009 GMT Quarterly Report for District (or Undistricted) **District 9 EC**



GMT: **Gary W Fry**

Location: **IOWA**

GMT CA: **1 & 2**

CLUBS

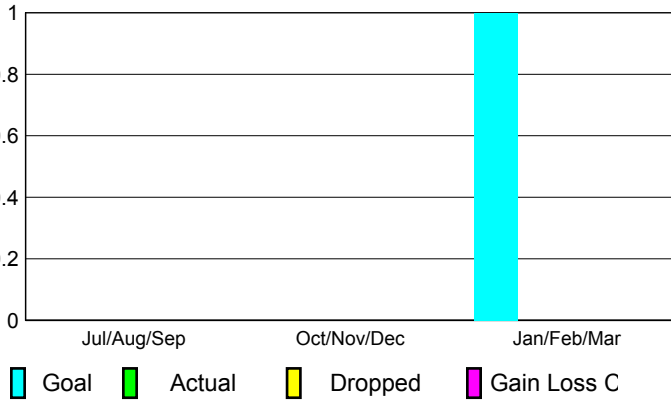
Club Results 2008-2009

Clubs 2007-2008

Month	New Club Goal	Actual New Clubs	Actual Dropped Clubs	Gain/Loss of Clubs	Gain/Loss of Clubs
Jul/Aug/Sep	0	0	0	0	0
Oct/Nov/Dec	0	0	0	0	0
Jan/Feb/Mar	1	0	0	0	0
Totals	1	0	0	0	0


Club Results 2008-2009

Goal, New, Dropped, Gain/Loss




Comparison of Club Gain/Loss

Current Year Compared to the Previous Year



YTD Status Quo Clubs 2008-2009

Status Quo Clubs Compared to Status Quo Members



MEMBERSHIP

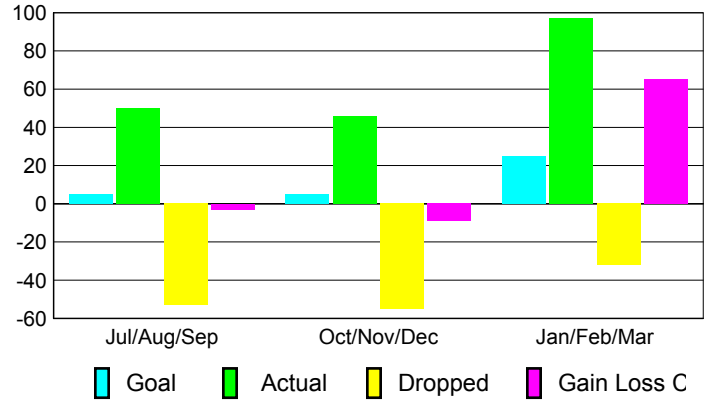
Membership Results 2008-2009

Membership 2007-2008

Month	Net Memb Goal	Actual New Memb	Actual Dropped Memb	Gain/Loss of Memb	Gain/Loss of Memb
Jul/Aug/Sep	5	50	-53	-3	5
Oct/Nov/Dec	5	46	-55	-9	-1
Jan/Feb/Mar	25	97	-32	65	2
Totals	35	193	-140	53	6

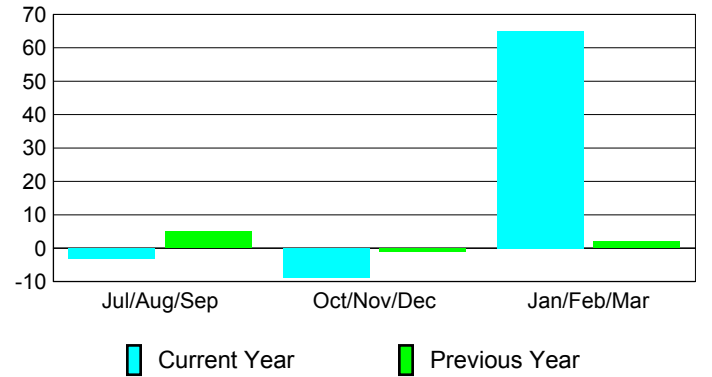
Membership Results 2008-2009

Goal, New, Dropped, Gain/Loss

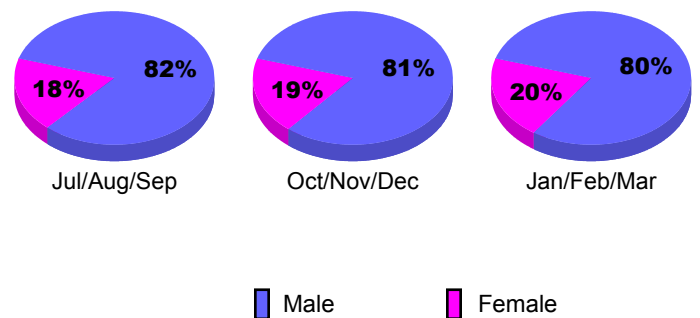


Comparison of Membership Gain/Loss

Current Year Compared to the Previous Year



Gender Comparison 2008-2009





2008-2009 GMT Quarterly Report for District (or Undistricted) **District 9 MC**



GMT: **Gary W Fry**

Location: **IOWA**

GMT CA: **1 & 2**

CLUBS

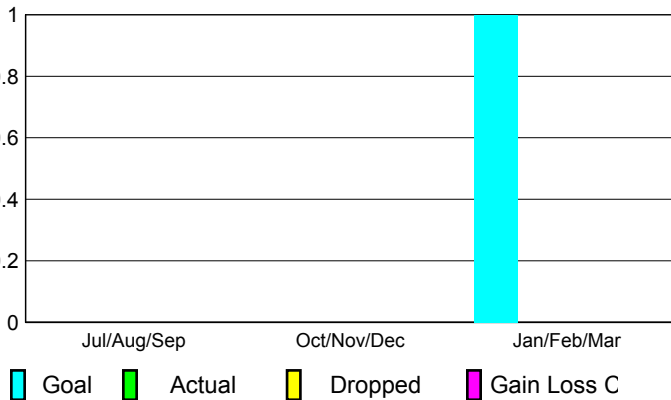
Club Results 2008-2009

Clubs 2007-2008

Month	New Club Goal	Actual New Clubs	Actual Dropped Clubs	Gain/Loss of Clubs	Gain/Loss of Clubs
Jul/Aug/Sep	0	0	0	0	0
Oct/Nov/Dec	0	0	0	0	0
Jan/Feb/Mar	1	0	0	0	0
Totals	1	0	0	0	0


Club Results 2008-2009

Goal, New, Dropped, Gain/Loss




Comparison of Club Gain/Loss

Current Year Compared to the Previous Year



YTD Status Quo Clubs 2008-2009

Status Quo Clubs Compared to Status Quo Members



MEMBERSHIP

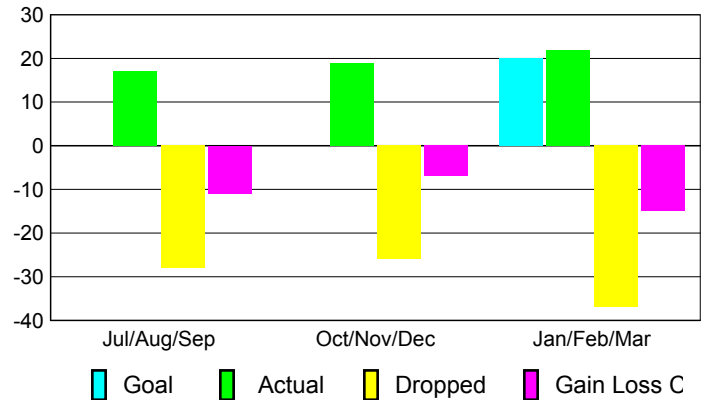
Membership Results 2008-2009

Membership 2007-2008

Month	Net Memb Goal	Actual New Memb	Actual Dropped Memb	Gain/Loss of Memb	Gain/Loss of Memb
Jul/Aug/Sep	0	17	-28	-11	1
Oct/Nov/Dec	0	19	-26	-7	-19
Jan/Feb/Mar	20	22	-37	-15	14
Totals	20	58	-91	-33	-4

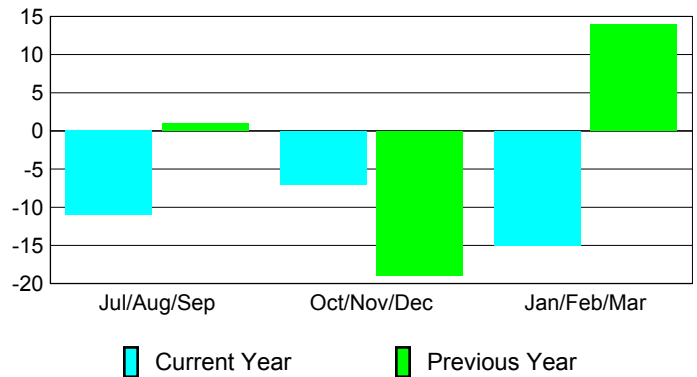
Membership Results 2008-2009

Goal, New, Dropped, Gain/Loss

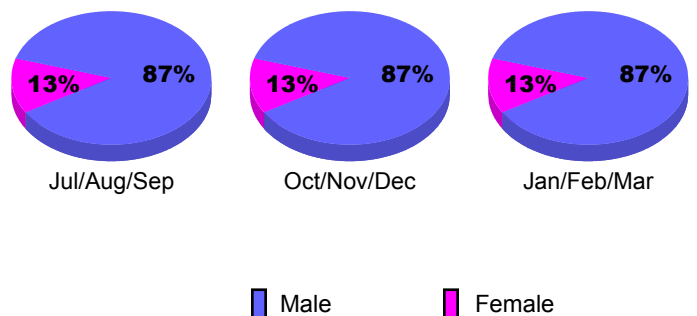


Comparison of Membership Gain/Loss

Current Year Compared to the Previous Year



Gender Comparison 2008-2009





2008-2009 GMT Quarterly Report for District (or Undistricted) **District 9 NC**



GMT: **Gary W Fry**

Location: **IOWA**

GMT CA: **1 & 2**

CLUBS

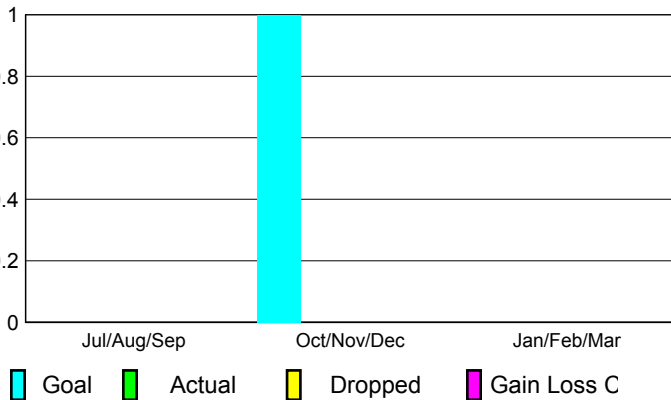
Club Results 2008-2009

Clubs 2007-2008

Month	New Club	Actual New	Actual Dropped	Gain/Loss of	Gain/Loss of
	Goal	New Clubs	Dropped Clubs	Clubs	Clubs
Jul/Aug/Sep	0	0	0	0	0
Oct/Nov/Dec	1	0	0	0	0
Jan/Feb/Mar	0	0	0	0	0
Totals	1	0	0	0	0


Club Results 2008-2009

Goal, New, Dropped, Gain/Loss




Comparison of Club Gain/Loss

Current Year Compared to the Previous Year



YTD Status Quo Clubs 2008-2009

Status Quo Clubs Compared to Status Quo Members



MEMBERSHIP

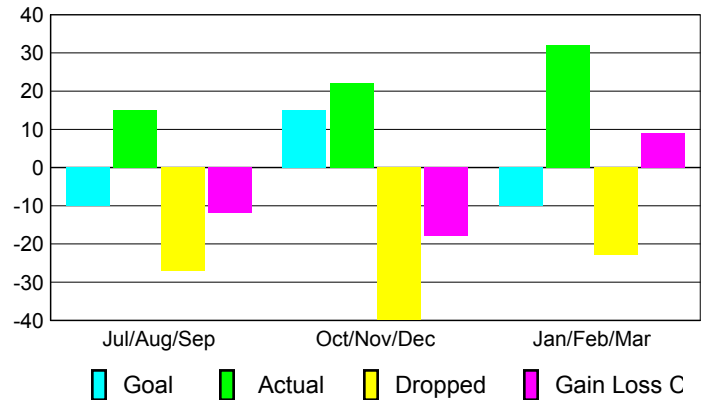
Membership Results 2008-2009

Membership 2007-2008

Month	Net Memb	Actual New	Actual Dropped	Gain/Loss of	Gain/Loss of
	Goal	New Memb	Dropped Memb	Memb	Memb
Jul/Aug/Sep	-10	15	-27	-12	-14
Oct/Nov/Dec	15	22	-40	-18	-9
Jan/Feb/Mar	-10	32	-23	9	-14
Totals	-5	69	-90	-21	-37

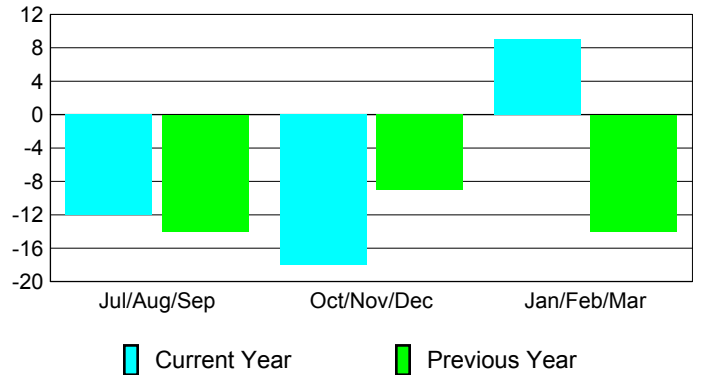
Membership Results 2008-2009

Goal, New, Dropped, Gain/Loss

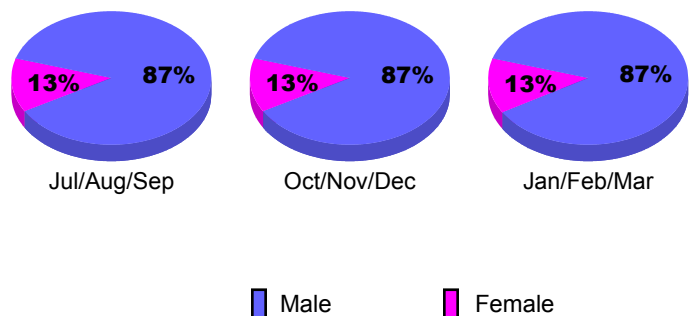


Comparison of Membership Gain/Loss

Current Year Compared to the Previous Year



Gender Comparison 2008-2009





2008-2009 GMT Quarterly Report for District (or Undistricted) **District 9 NE**



GMT: **Gary W Fry**

Location: **IOWA**

GMT CA: **1 & 2**

CLUBS

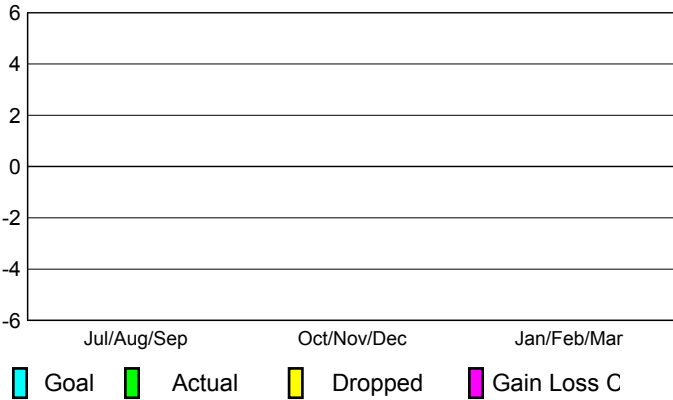
Club Results 2008-2009

Clubs 2007-2008

Month	New Club Goal	Actual New Clubs	Actual Dropped Clubs	Gain/Loss of Clubs	Gain/Loss of Clubs
Jul/Aug/Sep	0	0	0	0	0
Oct/Nov/Dec	0	0	0	0	-1
Jan/Feb/Mar	0	0	0	0	-1
Totals	0	0	0	0	-2

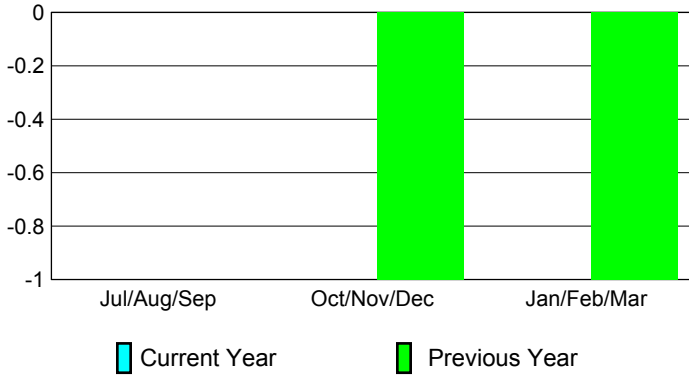
Club Results 2008-2009

Goal, New, Dropped, Gain/Loss



Comparison of Club Gain/Loss

Current Year Compared to the Previous Year



YTD Status Quo Clubs 2008-2009

Status Quo Clubs Compared to Status Quo Members



MEMBERSHIP

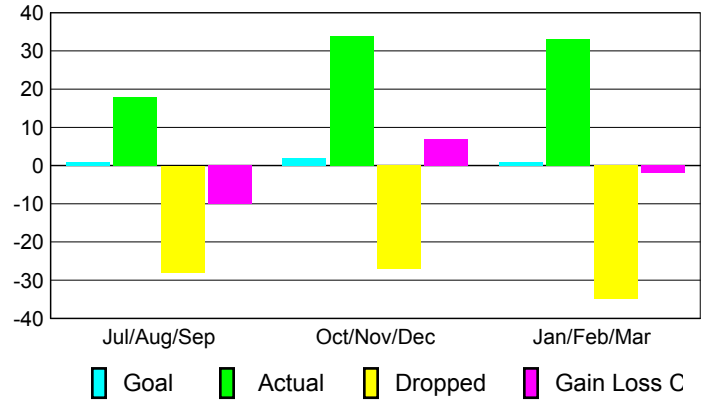
Membership Results 2008-2009

Membership 2007-2008

Month	Net Memb Goal	Actual New Memb	Actual Dropped Memb	Gain/Loss of Memb	Gain/Loss of Memb
Jul/Aug/Sep	1	18	-28	-10	20
Oct/Nov/Dec	2	34	-27	7	-14
Jan/Feb/Mar	1	33	-35	-2	-21
Totals	4	85	-90	-5	-15

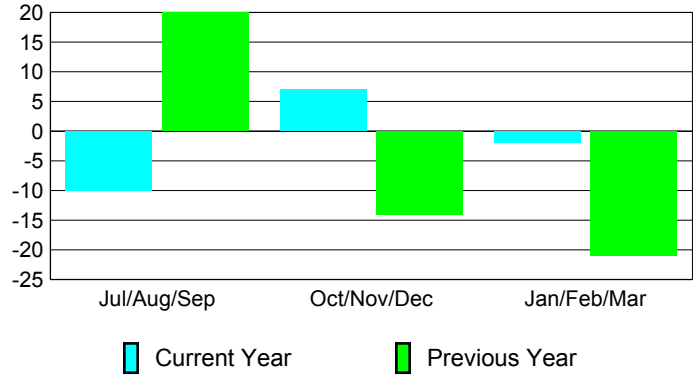
Membership Results 2008-2009

Goal, New, Dropped, Gain/Loss

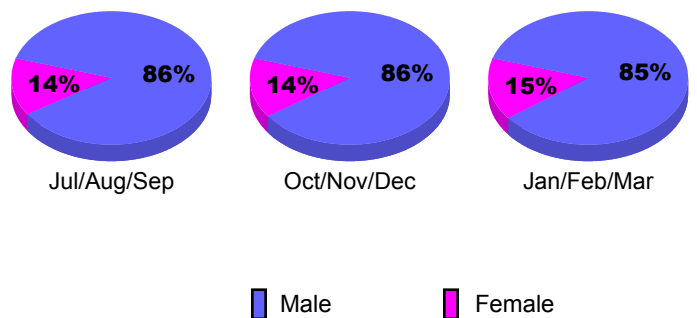


Comparison of Membership Gain/Loss

Current Year Compared to the Previous Year



Gender Comparison 2008-2009





2008-2009 GMT Quarterly Report for District (or Undistricted) **District 9 NW**



GMT: **Gary W Fry**

Location: **IOWA**

GMT CA: **1 & 2**

CLUBS

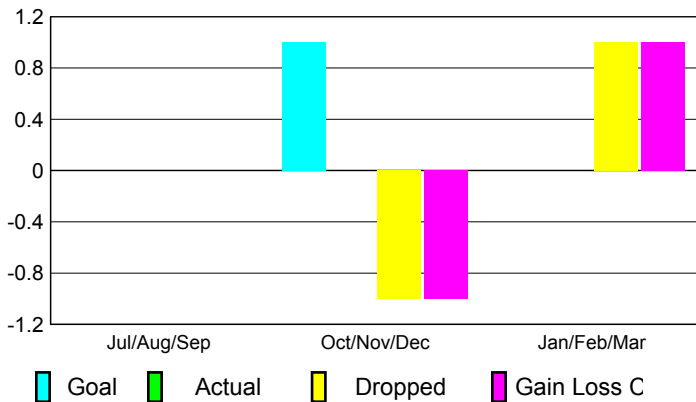
Club Results 2008-2009

Clubs 2007-2008

Month	New Club Goal	Actual New Clubs	Actual Dropped Clubs	Gain/Loss of Clubs	Gain/Loss of Clubs
Jul/Aug/Sep	0	0	0	0	0
Oct/Nov/Dec	1	0	-1	-1	-1
Jan/Feb/Mar	0	0	1	1	0
Totals	1	0	0	0	-1

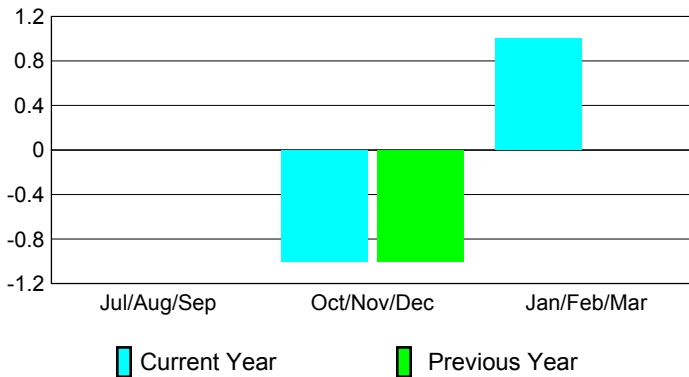
Club Results 2008-2009

Goal, New, Dropped, Gain/Loss



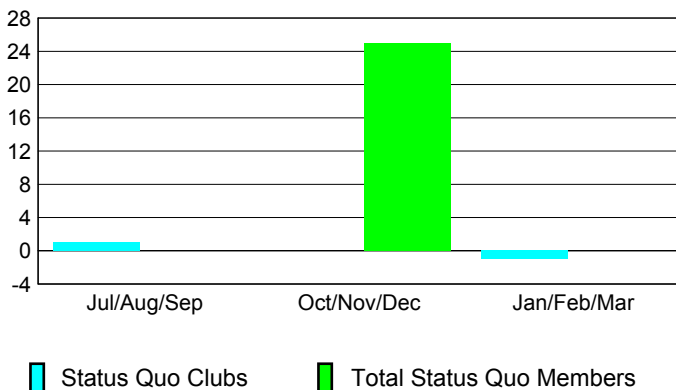
Comparison of Club Gain/Loss

Current Year Compared to the Previous Year



YTD Status Quo Clubs 2008-2009

Status Quo Clubs Compared to Status Quo Members



MEMBERSHIP

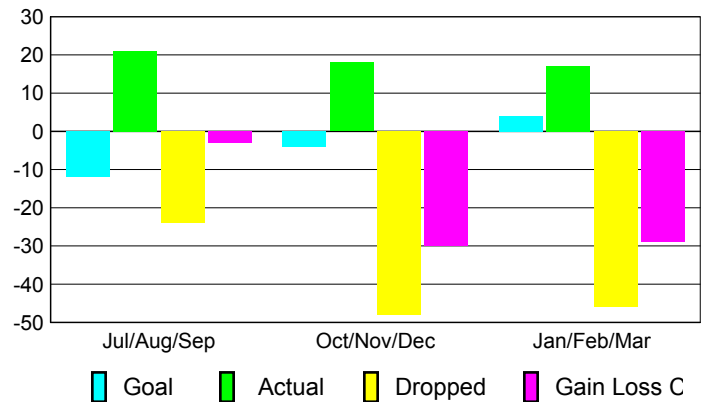
Membership Results 2008-2009

Membership 2007-2008

Month	Net Memb Goal	Actual New Memb	Actual Dropped Memb	Gain/Loss of Memb	Gain/Loss of Memb
Jul/Aug/Sep	-12	21	-24	-3	-19
Oct/Nov/Dec	-4	18	-48	-30	-24
Jan/Feb/Mar	4	17	-46	-29	-3
Totals	-12	56	-118	-62	-46

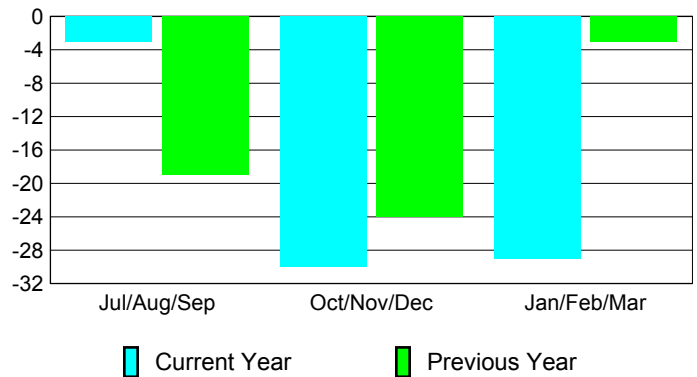
Membership Results 2008-2009

Goal, New, Dropped, Gain/Loss

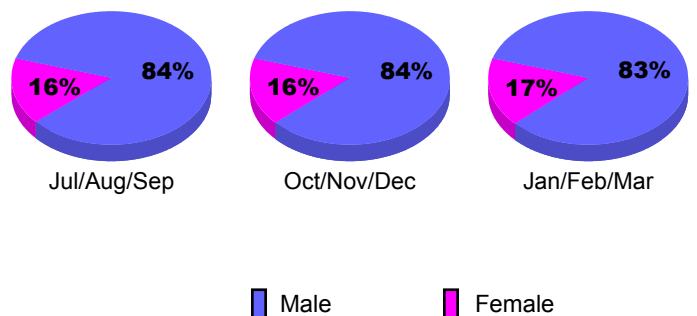


Comparison of Membership Gain/Loss

Current Year Compared to the Previous Year



Gender Comparison 2008-2009





2008-2009 GMT Quarterly Report for District (or Undistricted) **District 9 SE**



GMT: **Gary W Fry**

Location: **IOWA**

GMT CA: **1 & 2**

CLUBS

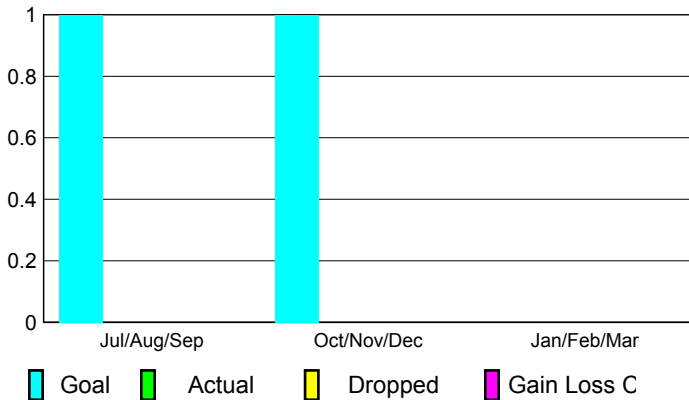
Club Results 2008-2009

Clubs 2007-2008

Month	New Club Goal	Actual New Clubs	Actual Dropped Clubs	Gain/Loss of Clubs	Gain/Loss of Clubs
Jul/Aug/Sep	1	0	0	0	0
Oct/Nov/Dec	1	0	0	0	0
Jan/Feb/Mar	0	0	0	0	0
Totals	2	0	0	0	0


Club Results 2008-2009

Goal, New, Dropped, Gain/Loss




Comparison of Club Gain/Loss

Current Year Compared to the Previous Year



YTD Status Quo Clubs 2008-2009

Status Quo Clubs Compared to Status Quo Members



MEMBERSHIP

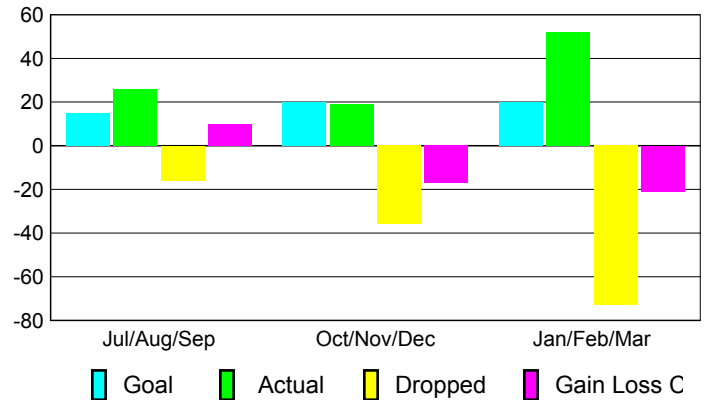
Membership Results 2008-2009

Membership 2007-2008

Month	Net Memb Goal	Actual New Memb	Actual Dropped Memb	Gain/Loss of Memb	Gain/Loss of Memb
Jul/Aug/Sep	15	26	-16	10	-22
Oct/Nov/Dec	20	19	-36	-17	-23
Jan/Feb/Mar	20	52	-73	-21	-35
Totals	55	97	-125	-28	-80

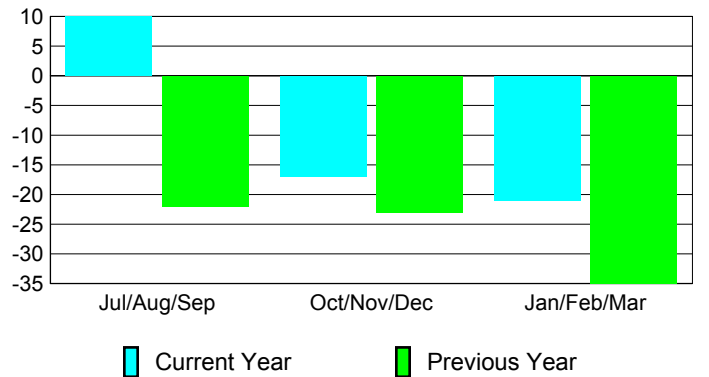
Membership Results 2008-2009

Goal, New, Dropped, Gain/Loss

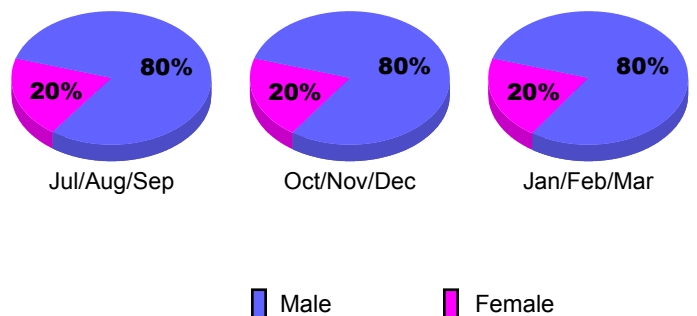


Comparison of Membership Gain/Loss

Current Year Compared to the Previous Year



Gender Comparison 2008-2009





2008-2009 GMT Quarterly Report for District (or Undistricted) **District 9 SW**



GMT: **Gary W Fry**

Location: **IOWA**

GMT CA: **1 & 2**

CLUBS

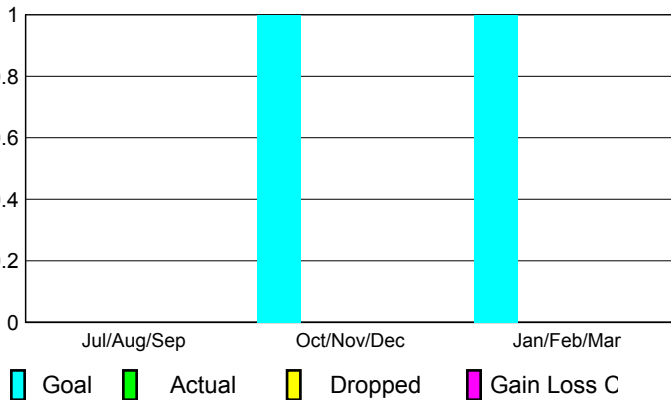
Club Results 2008-2009

Clubs 2007-2008

Month	New Club Goal	Actual New Clubs	Actual Dropped Clubs	Gain/Loss of Clubs	Gain/Loss of Clubs
Jul/Aug/Sep	0	0	0	0	0
Oct/Nov/Dec	1	0	0	0	0
Jan/Feb/Mar	1	0	0	0	1
Totals	2	0	0	0	1


Club Results 2008-2009

Goal, New, Dropped, Gain/Loss




Comparison of Club Gain/Loss

Current Year Compared to the Previous Year



YTD Status Quo Clubs 2008-2009

Status Quo Clubs Compared to Status Quo Members



MEMBERSHIP

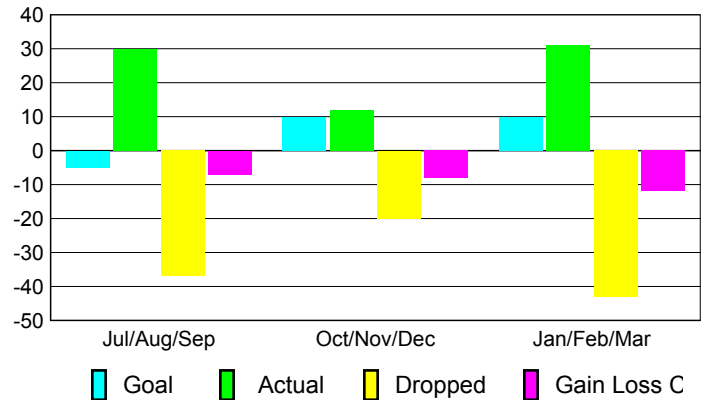
Membership Results 2008-2009

Membership 2007-2008

Month	Net Memb Goal	Actual New Memb	Actual Dropped Memb	Gain/Loss of Memb	Gain/Loss of Memb
Jul/Aug/Sep	-5	30	-37	-7	-5
Oct/Nov/Dec	10	12	-20	-8	-2
Jan/Feb/Mar	10	31	-43	-12	45
Totals	15	73	-100	-27	38

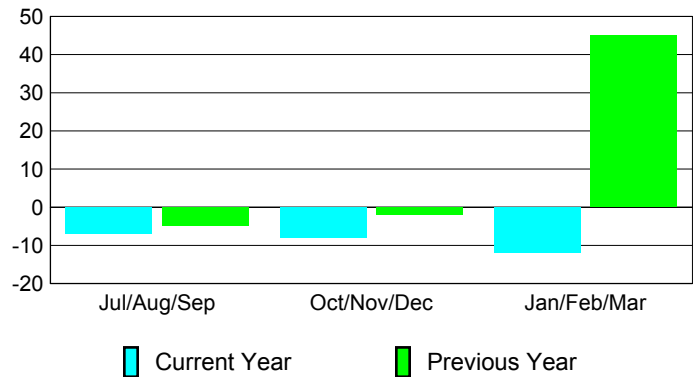
Membership Results 2008-2009

Goal, New, Dropped, Gain/Loss

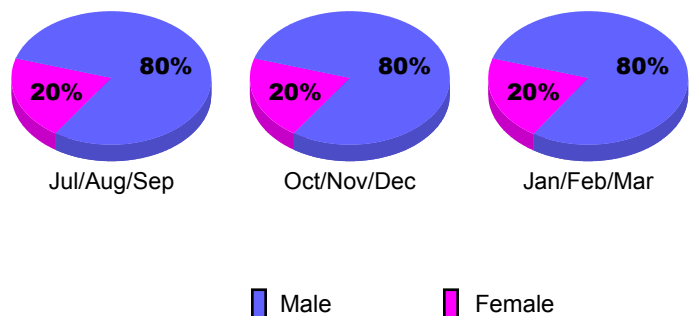


Comparison of Membership Gain/Loss

Current Year Compared to the Previous Year



Gender Comparison 2008-2009





2008-2009 GMT Quarterly Report for District (or Undistricted) District 27 A1



GMT: Gary W Fry

Location: WISCONSIN

GMT CA: 1 & 2

CLUBS

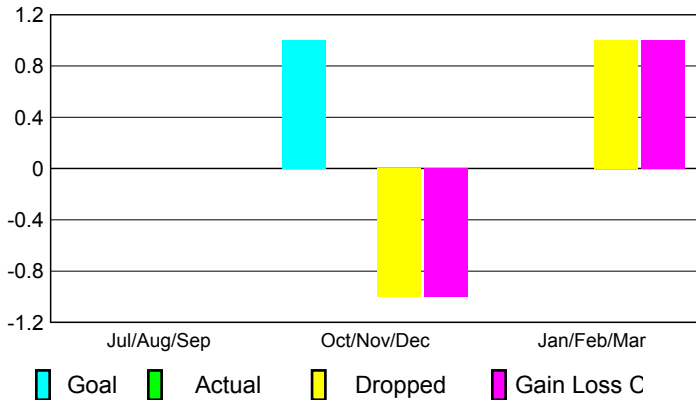
Club Results 2008-2009

Clubs 2007-2008

Month	New Club Goal	Actual New Clubs	Actual Dropped Clubs	Gain/Loss of Clubs	Gain/Loss of Clubs
Jul/Aug/Sep	0	0	0	0	0
Oct/Nov/Dec	1	0	-1	-1	-1
Jan/Feb/Mar	0	0	1	1	0
Totals	1	0	0	0	-1

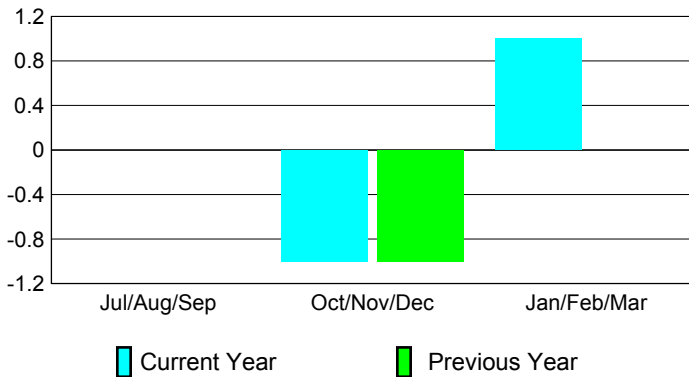
Club Results 2008-2009

Goal, New, Dropped, Gain/Loss



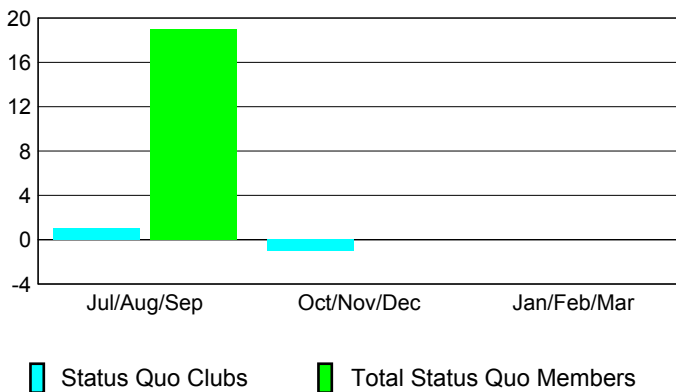
Comparison of Club Gain/Loss

Current Year Compared to the Previous Year



YTD Status Quo Clubs 2008-2009

Status Quo Clubs Compared to Status Quo Members



MEMBERSHIP

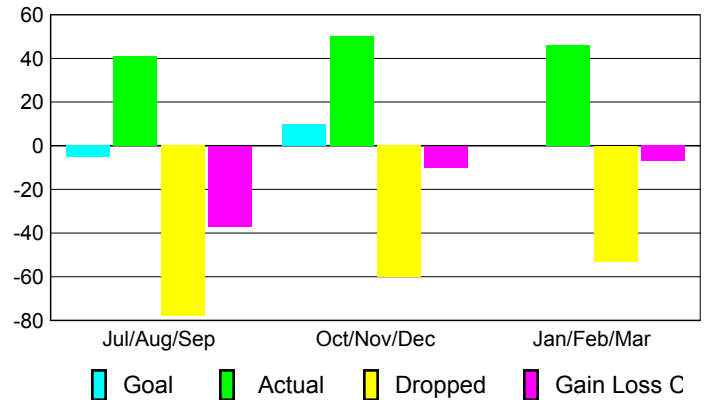
Membership Results 2008-2009

Membership 2007-2008

Month	Net Memb Goal	Actual New Memb	Actual Dropped Memb	Gain/Loss of Memb	Gain/Loss of Memb
Jul/Aug/Sep	-5	41	-78	-37	-18
Oct/Nov/Dec	10	50	-60	-10	-31
Jan/Feb/Mar	0	46	-53	-7	-13
Totals	5	137	-191	-54	-62

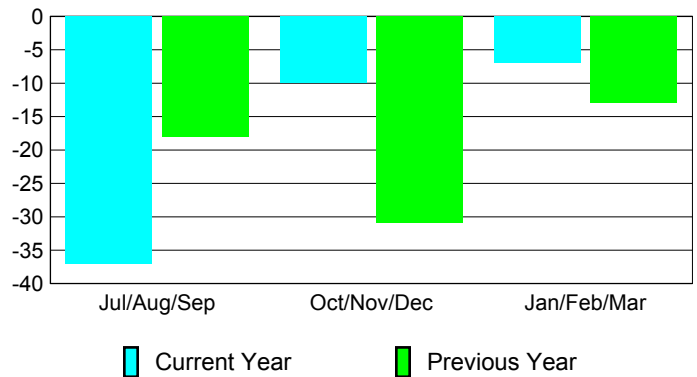
Membership Results 2008-2009

Goal, New, Dropped, Gain/Loss

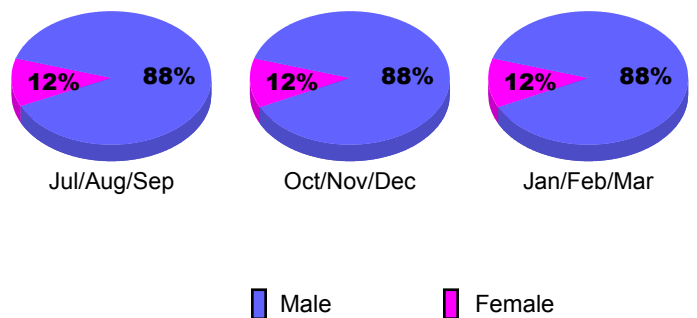


Comparison of Membership Gain/Loss

Current Year Compared to the Previous Year



Gender Comparison 2008-2009





2008-2009 GMT Quarterly Report for District (or Undistricted) **District 27 A2**



GMT: **Gary W Fry**

Location: **WISCONSIN**

GMT CA: **1 & 2**

CLUBS

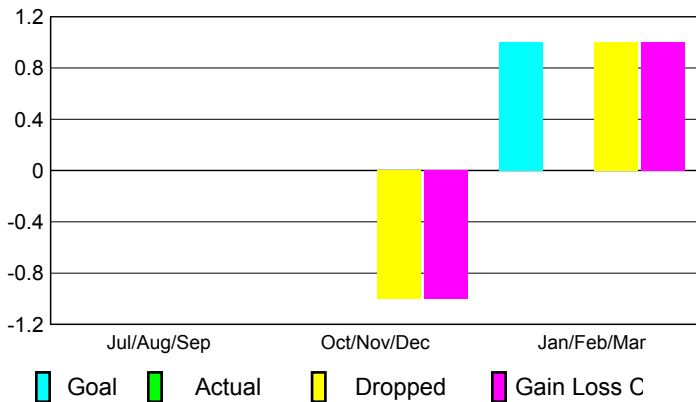
Club Results 2008-2009

Clubs 2007-2008

Month	New Club Goal	Actual New Clubs	Actual Dropped Clubs	Gain/Loss of Clubs	Gain/Loss of Clubs
Jul/Aug/Sep	0	0	0	0	0
Oct/Nov/Dec	0	0	-1	-1	0
Jan/Feb/Mar	1	0	1	1	0
Totals	1	0	0	0	0

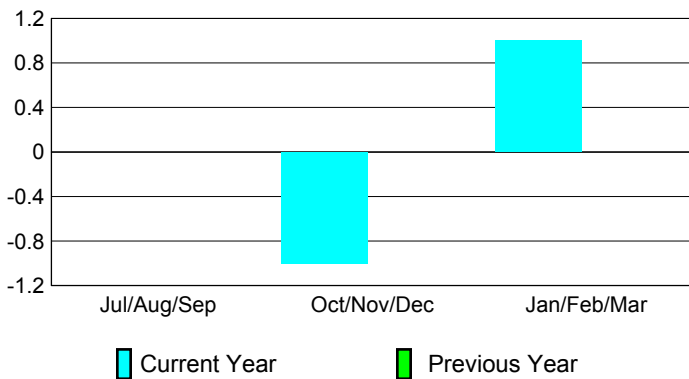
Club Results 2008-2009

Goal, New, Dropped, Gain/Loss



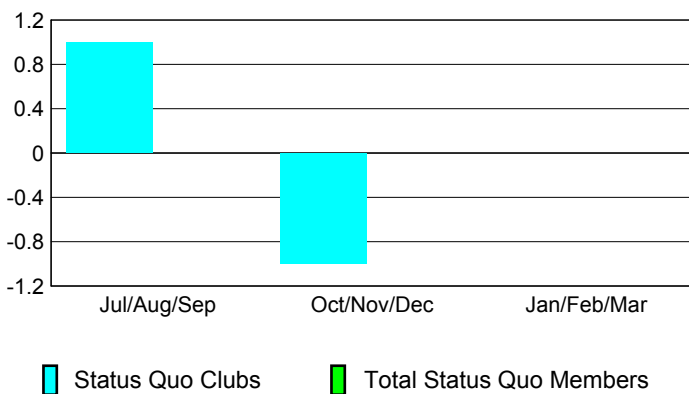
Comparison of Club Gain/Loss

Current Year Compared to the Previous Year



YTD Status Quo Clubs 2008-2009

Status Quo Clubs Compared to Status Quo Members



MEMBERSHIP

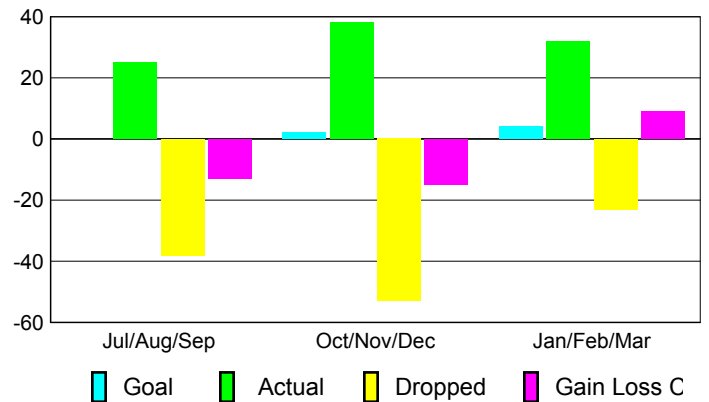
Membership Results 2008-2009

Membership 2007-2008

Month	Net Memb Goal	Actual New Memb	Actual Dropped Memb	Gain/Loss of Memb	Gain/Loss of Memb
Jul/Aug/Sep	0	25	-38	-13	-16
Oct/Nov/Dec	2	38	-53	-15	-2
Jan/Feb/Mar	4	32	-23	9	7
Totals	6	95	-114	-19	-11

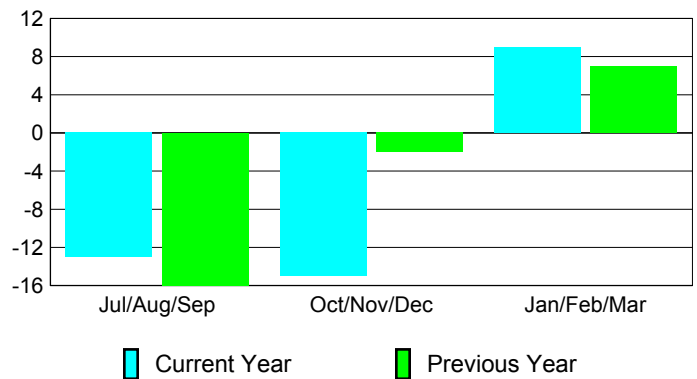
Membership Results 2008-2009

Goal, New, Dropped, Gain/Loss

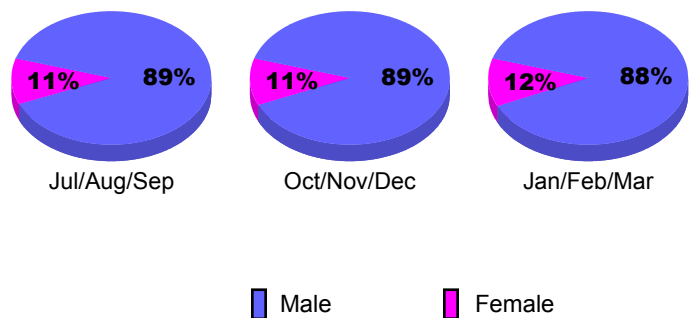


Comparison of Membership Gain/Loss

Current Year Compared to the Previous Year



Gender Comparison 2008-2009





2008-2009 GMT Quarterly Report for District (or Undistricted) **District 27 B1**



GMT: **Gary W Fry**

Location: **WISCONSIN**

GMT CA: **1 & 2**

CLUBS

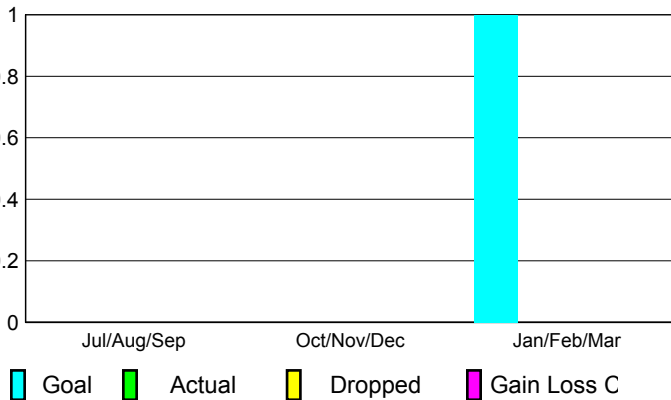
Club Results 2008-2009

Clubs 2007-2008

Month	New Club	Actual New	Actual Dropped	Gain/Loss of	Gain/Loss of
	Goal	New Clubs	Dropped Clubs	Clubs	Clubs
Jul/Aug/Sep	0	0	0	0	0
Oct/Nov/Dec	0	0	0	0	0
Jan/Feb/Mar	1	0	0	0	0
Totals	1	0	0	0	0


Club Results 2008-2009

Goal, New, Dropped, Gain/Loss




Comparison of Club Gain/Loss

Current Year Compared to the Previous Year



YTD Status Quo Clubs 2008-2009

Status Quo Clubs Compared to Status Quo Members



MEMBERSHIP

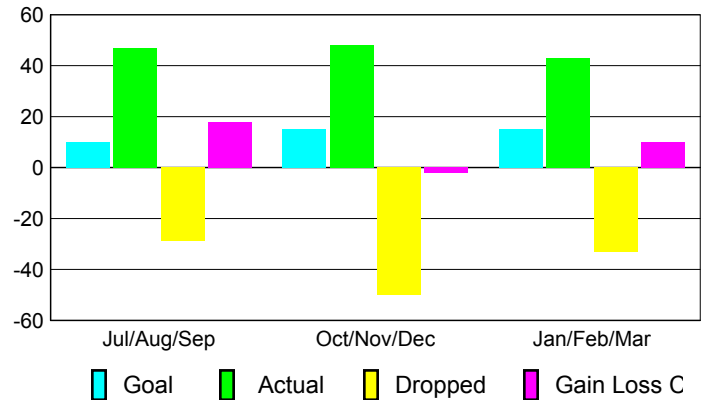
Membership Results 2008-2009

Membership 2007-2008

Month	Net Memb	Actual New	Actual Dropped	Gain/Loss of	Gain/Loss of
	Goal	New Memb	Dropped Memb	Memb	Memb
Jul/Aug/Sep	10	47	-29	18	-17
Oct/Nov/Dec	15	48	-50	-2	5
Jan/Feb/Mar	15	43	-33	10	-9
Totals	40	138	-112	26	-21

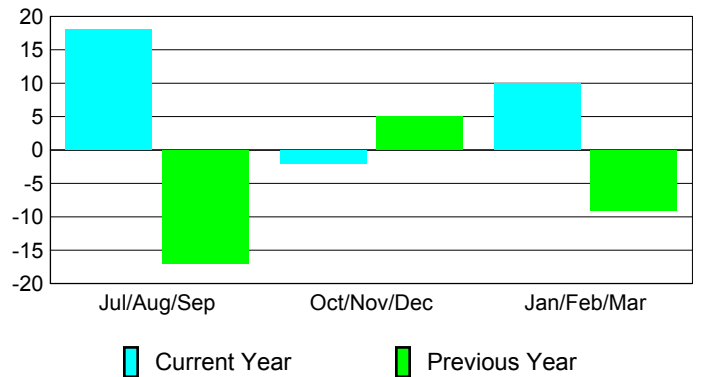
Membership Results 2008-2009

Goal, New, Dropped, Gain/Loss

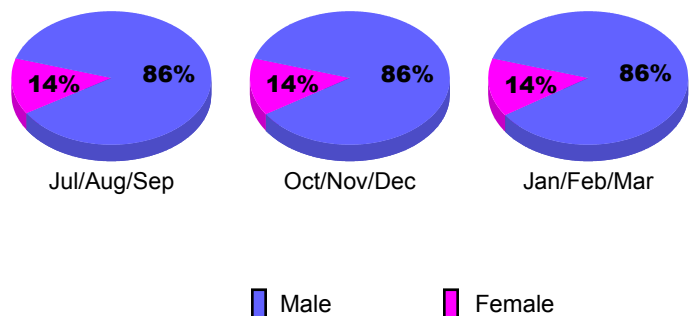


Comparison of Membership Gain/Loss

Current Year Compared to the Previous Year



Gender Comparison 2008-2009





2008-2009 GMT Quarterly Report for District (or Undistricted) District 27 B2



GMT: Gary W Fry

Location: WISCONSIN

GMT CA: 1 & 2

CLUBS

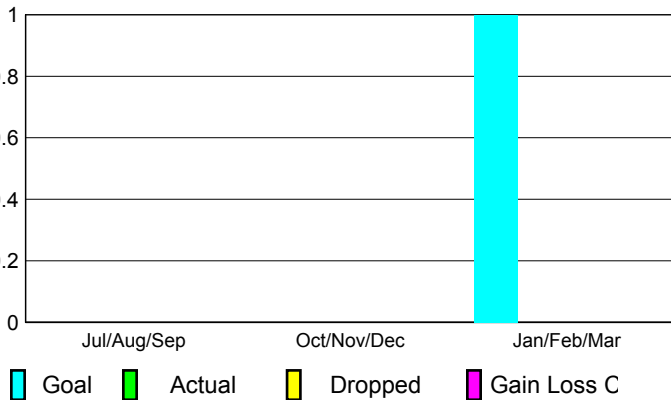
Club Results 2008-2009

Clubs 2007-2008

Month	New Club Goal	Actual New Clubs	Actual Dropped Clubs	Gain/Loss of Clubs	Gain/Loss of Clubs
Jul/Aug/Sep	0	0	0	0	0
Oct/Nov/Dec	0	0	0	0	0
Jan/Feb/Mar	1	0	0	0	0
Totals	1	0	0	0	0


Club Results 2008-2009

Goal, New, Dropped, Gain/Loss




Comparison of Club Gain/Loss

Current Year Compared to the Previous Year



YTD Status Quo Clubs 2008-2009

Status Quo Clubs Compared to Status Quo Members



MEMBERSHIP

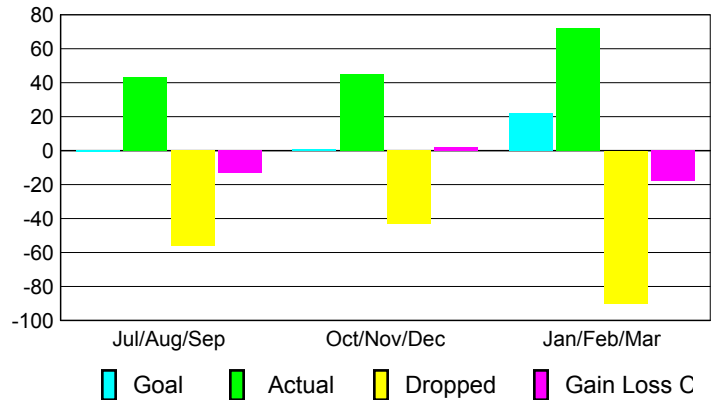
Membership Results 2008-2009

Membership 2007-2008

Month	Net Memb Goal	Actual New Memb	Actual Dropped Memb	Gain/Loss of Memb	Gain/Loss of Memb
Jul/Aug/Sep	-1	43	-56	-13	-16
Oct/Nov/Dec	1	45	-43	2	6
Jan/Feb/Mar	22	72	-90	-18	-13
Totals	22	160	-189	-29	-23

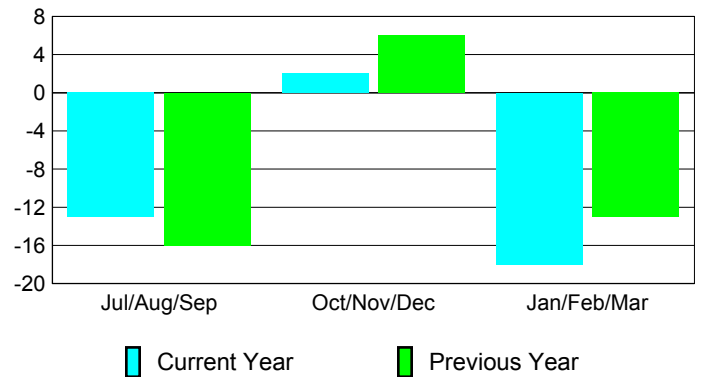
Membership Results 2008-2009

Goal, New, Dropped, Gain/Loss

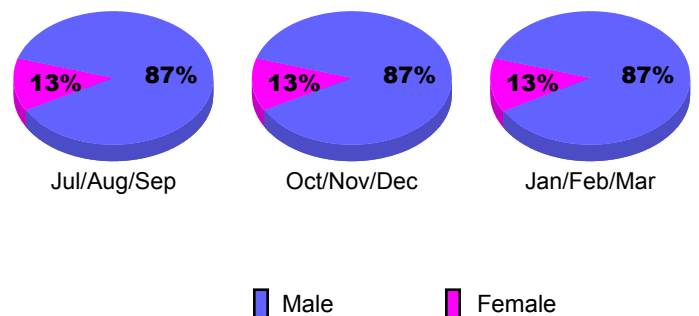


Comparison of Membership Gain/Loss

Current Year Compared to the Previous Year



Gender Comparison 2008-2009





2008-2009 GMT Quarterly Report for District (or Undistricted) District 27 C1



GMT: Gary W Fry

Location: WISCONSIN

GMT CA: 1 & 2

CLUBS

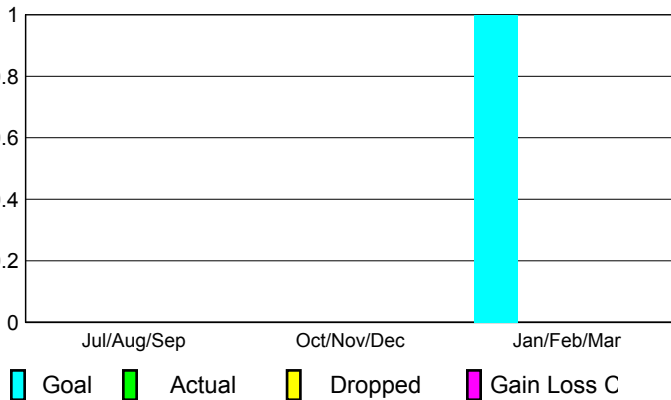
Club Results 2008-2009

Clubs 2007-2008

Month	New Club Goal	Actual New Clubs	Actual Dropped Clubs	Gain/Loss of Clubs	Gain/Loss of Clubs
Jul/Aug/Sep	0	0	0	0	0
Oct/Nov/Dec	0	0	0	0	0
Jan/Feb/Mar	1	0	0	0	1
Totals	1	0	0	0	1


Club Results 2008-2009

Goal, New, Dropped, Gain/Loss



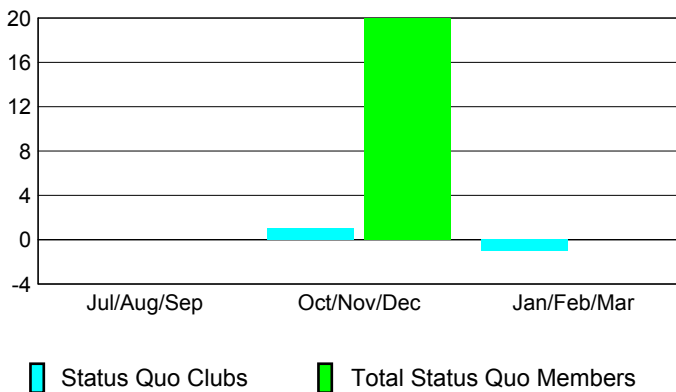
Comparison of Club Gain/Loss

Current Year Compared to the Previous Year



YTD Status Quo Clubs 2008-2009

Status Quo Clubs Compared to Status Quo Members



MEMBERSHIP

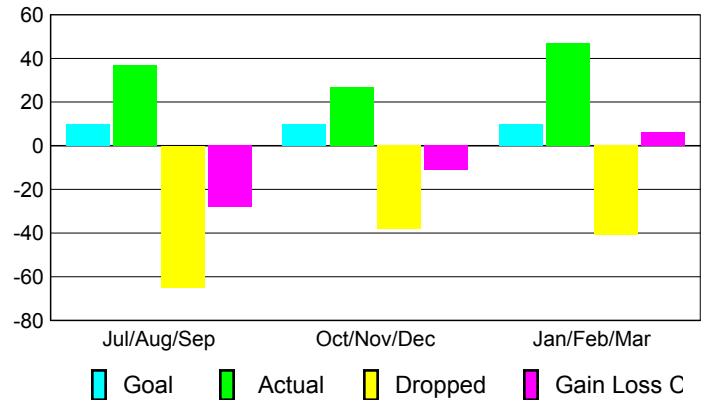
Membership Results 2008-2009

Membership 2007-2008

Month	Net Memb Goal	Actual New Memb	Actual Dropped Memb	Gain/Loss of Memb	Gain/Loss of Memb
Jul/Aug/Sep	10	37	-65	-28	18
Oct/Nov/Dec	10	27	-38	-11	-2
Jan/Feb/Mar	10	47	-41	6	-7
Totals	30	111	-144	-33	9

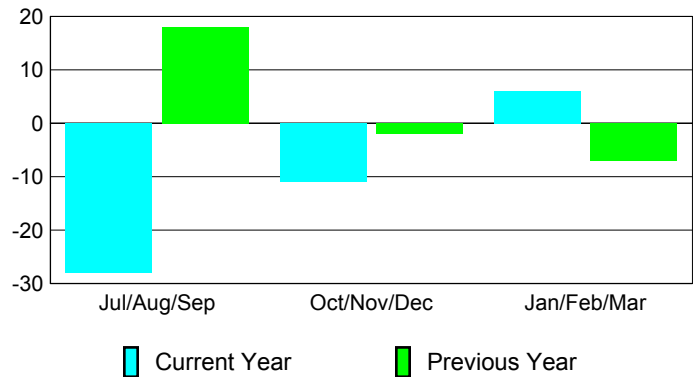
Membership Results 2008-2009

Goal, New, Dropped, Gain/Loss

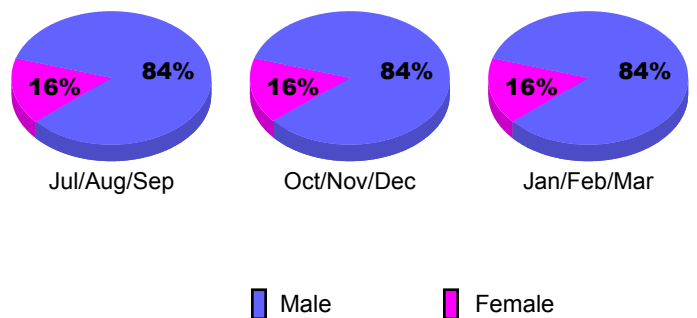


Comparison of Membership Gain/Loss

Current Year Compared to the Previous Year



Gender Comparison 2008-2009





2008-2009 GMT Quarterly Report for District (or Undistricted) District 27 C2



GMT: Gary W Fry

Location: WISCONSIN

GMT CA: 1 & 2

CLUBS

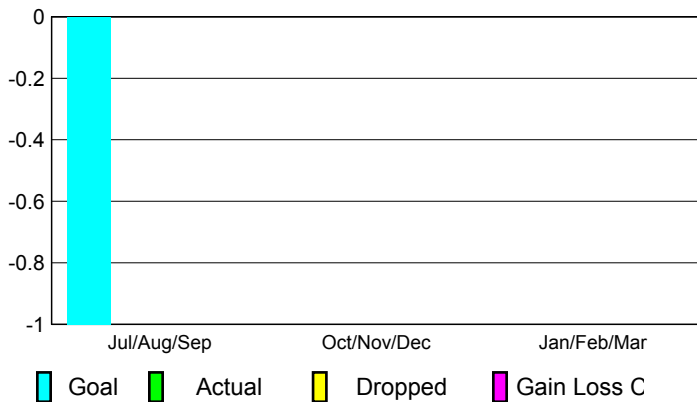
Club Results 2008-2009

Clubs 2007-2008

Month	New Club Goal	Actual New Clubs	Actual Dropped Clubs	Gain/Loss of Clubs	Gain/Loss of Clubs
Jul/Aug/Sep	-1	0	0	0	0
Oct/Nov/Dec	0	0	0	0	0
Jan/Feb/Mar	0	0	0	0	-1
Totals	-1	0	0	0	-1


Club Results 2008-2009

Goal, New, Dropped, Gain/Loss




Comparison of Club Gain/Loss

Current Year Compared to the Previous Year



YTD Status Quo Clubs 2008-2009

Status Quo Clubs Compared to Status Quo Members



MEMBERSHIP

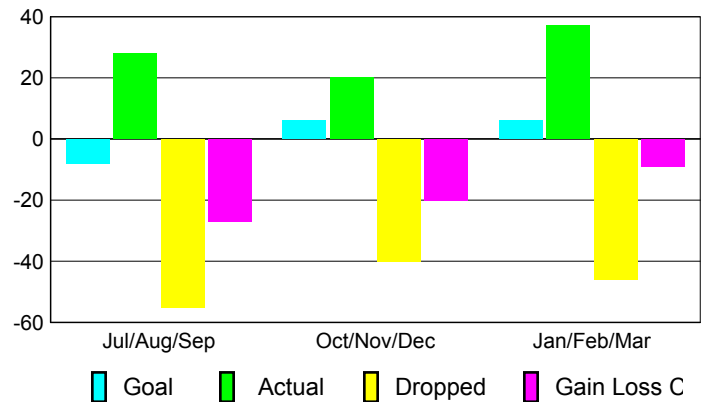
Membership Results 2008-2009

Membership 2007-2008

Month	Net Memb Goal	Actual New Memb	Actual Dropped Memb	Gain/Loss of Memb	Gain/Loss of Memb
Jul/Aug/Sep	-8	28	-55	-27	25
Oct/Nov/Dec	6	20	-40	-20	-18
Jan/Feb/Mar	6	37	-46	-9	26
Totals	4	85	-141	-56	33

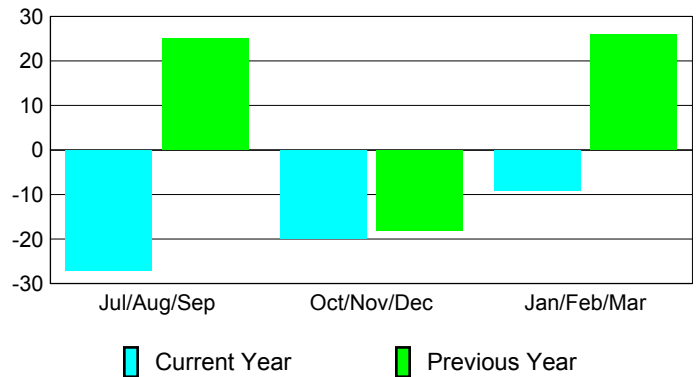
Membership Results 2008-2009

Goal, New, Dropped, Gain/Loss

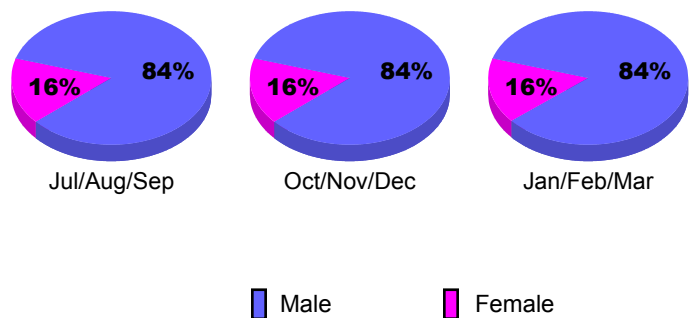


Comparison of Membership Gain/Loss

Current Year Compared to the Previous Year



Gender Comparison 2008-2009





2008-2009 GMT Quarterly Report for District (or Undistricted) District 27 D1



GMT: Gary W Fry

Location: WISCONSIN

GMT CA: 1 & 2

CLUBS

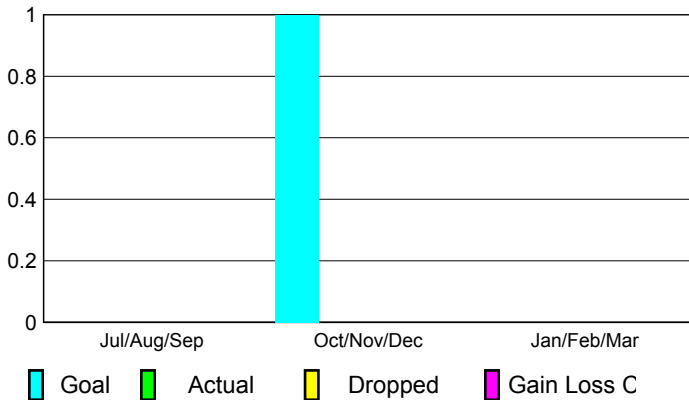
Club Results 2008-2009

Clubs 2007-2008

Month	New Club Goal	Actual New Clubs	Actual Dropped Clubs	Gain/Loss of Clubs	Gain/Loss of Clubs
Jul/Aug/Sep	0	0	0	0	0
Oct/Nov/Dec	1	0	0	0	0
Jan/Feb/Mar	0	0	0	0	0
Totals	1	0	0	0	0


Club Results 2008-2009

Goal, New, Dropped, Gain/Loss




Comparison of Club Gain/Loss

Current Year Compared to the Previous Year



YTD Status Quo Clubs 2008-2009

Status Quo Clubs Compared to Status Quo Members



MEMBERSHIP

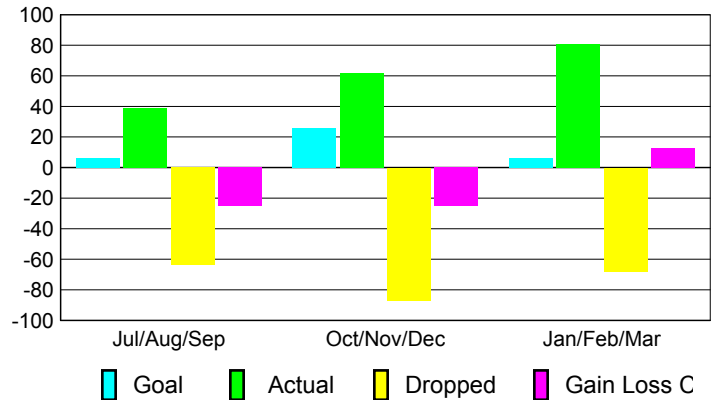
Membership Results 2008-2009

Membership 2007-2008

Month	Net Memb Goal	Actual New Memb	Actual Dropped Memb	Gain/Loss of Memb	Gain/Loss of Memb
Jul/Aug/Sep	6	39	-64	-25	-9
Oct/Nov/Dec	26	62	-87	-25	27
Jan/Feb/Mar	6	81	-68	13	17
Totals	38	182	-219	-37	35

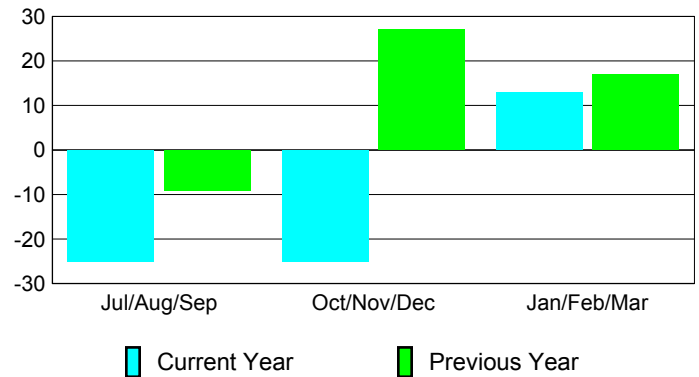
Membership Results 2008-2009

Goal, New, Dropped, Gain/Loss

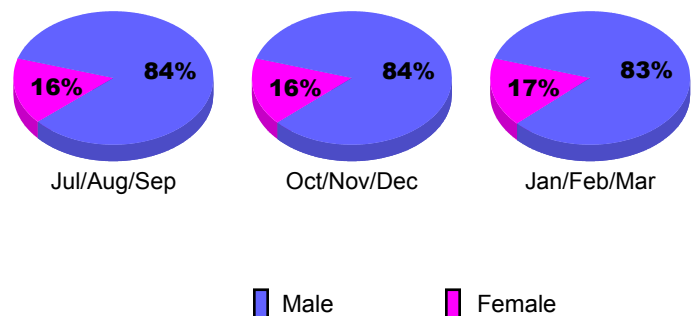


Comparison of Membership Gain/Loss

Current Year Compared to the Previous Year



Gender Comparison 2008-2009





2008-2009 GMT Quarterly Report for District (or Undistricted) **District 27 D2**



GMT: **Gary W Fry**

Location: **WISCONSIN**

GMT CA: **1 & 2**

CLUBS

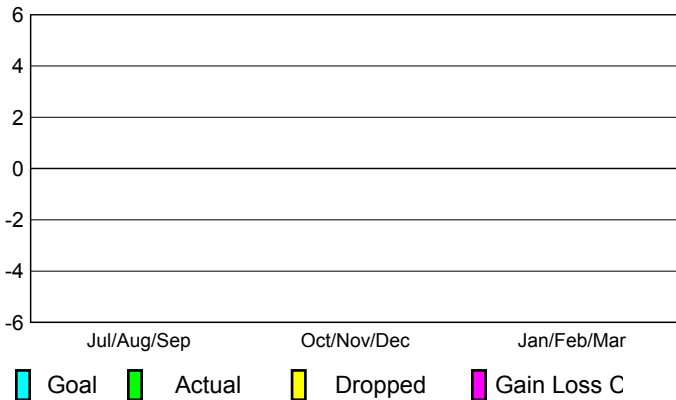
Club Results 2008-2009

Clubs 2007-2008

Month	New Club Goal	Actual New Clubs	Actual Dropped Clubs	Gain/Loss of Clubs	Gain/Loss of Clubs
Jul/Aug/Sep	0	0	0	0	0
Oct/Nov/Dec	0	0	0	0	0
Jan/Feb/Mar	0	0	0	0	0
Totals	0	0	0	0	0


Club Results 2008-2009

Goal, New, Dropped, Gain/Loss




Comparison of Club Gain/Loss

Current Year Compared to the Previous Year



YTD Status Quo Clubs 2008-2009

Status Quo Clubs Compared to Status Quo Members



MEMBERSHIP

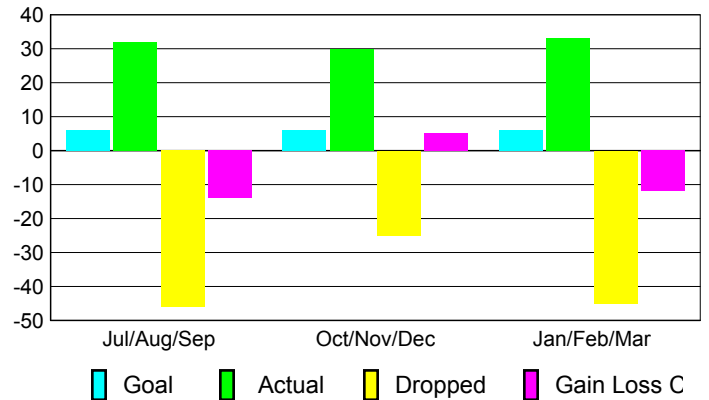
Membership Results 2008-2009

Membership 2007-2008

Month	Net Memb Goal	Actual New Memb	Actual Dropped Memb	Gain/Loss of Memb	Gain/Loss of Memb
Jul/Aug/Sep	6	32	-46	-14	-11
Oct/Nov/Dec	6	30	-25	5	3
Jan/Feb/Mar	6	33	-45	-12	-15
Totals	18	95	-116	-21	-23

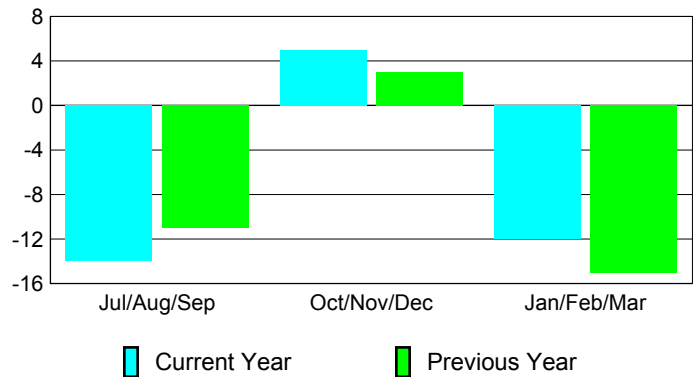
Membership Results 2008-2009

Goal, New, Dropped, Gain/Loss

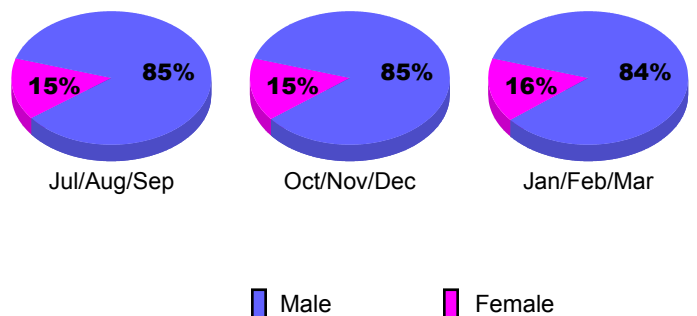


Comparison of Membership Gain/Loss

Current Year Compared to the Previous Year



Gender Comparison 2008-2009





2008-2009 GMT Quarterly Report for District (or Undistricted) **District 27 E1**



GMT: **Gary W Fry**

Location: **WISCONSIN**

GMT CA: **1 & 2**

CLUBS

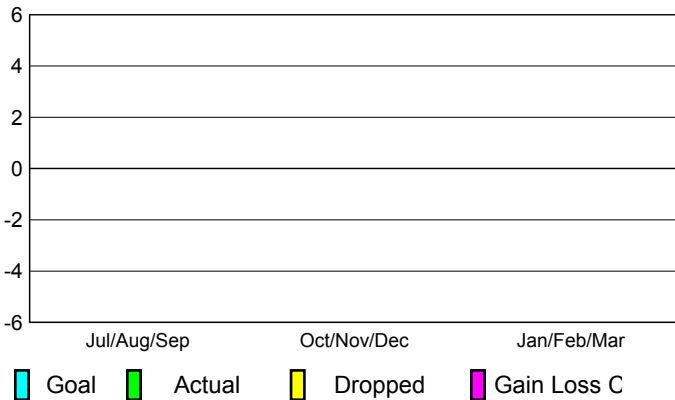
Club Results 2008-2009

Clubs 2007-2008

Month	New Club Goal	Actual New Clubs	Actual Dropped Clubs	Gain/Loss of Clubs	Gain/Loss of Clubs
Jul/Aug/Sep	0	0	0	0	0
Oct/Nov/Dec	0	0	0	0	-1
Jan/Feb/Mar	0	0	0	0	-1
Totals	0	0	0	0	-2

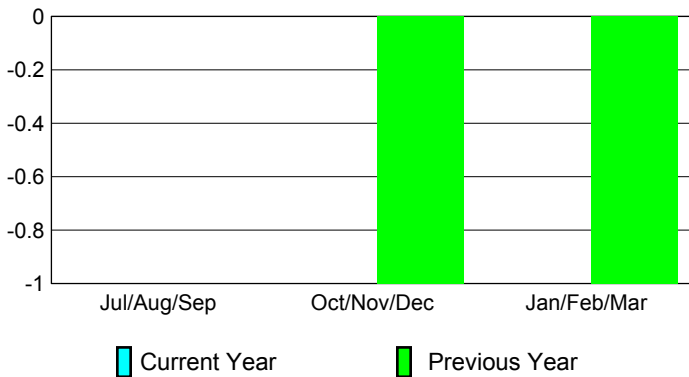
Club Results 2008-2009

Goal, New, Dropped, Gain/Loss




Comparison of Club Gain/Loss

Current Year Compared to the Previous Year



YTD Status Quo Clubs 2008-2009

Status Quo Clubs Compared to Status Quo Members



MEMBERSHIP

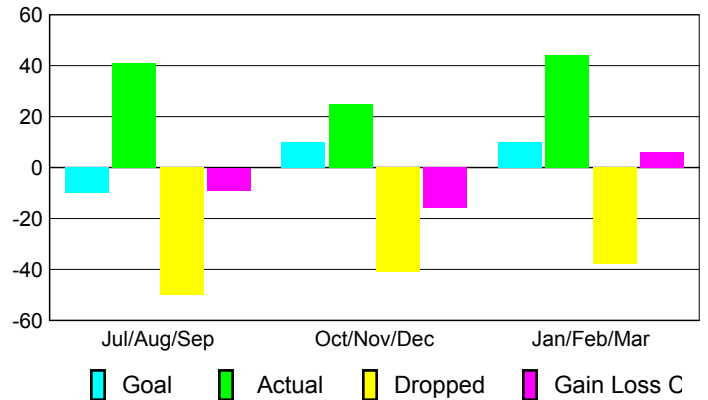
Membership Results 2008-2009

Membership 2007-2008

Month	Net Memb Goal	Actual New Memb	Actual Dropped Memb	Gain/Loss of Memb	Gain/Loss of Memb
Jul/Aug/Sep	-10	41	-50	-9	2
Oct/Nov/Dec	10	25	-41	-16	-34
Jan/Feb/Mar	10	44	-38	6	-24
Totals	10	110	-129	-19	-56

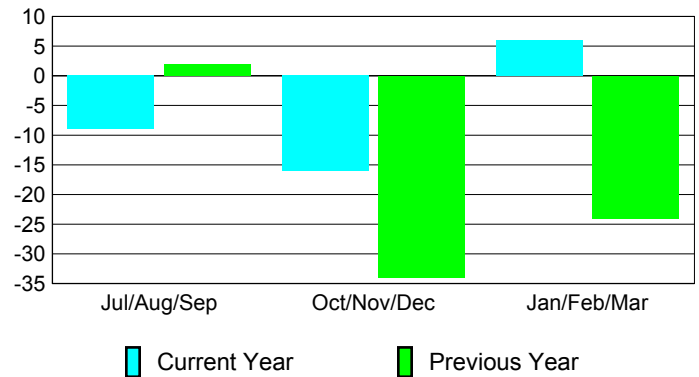
Membership Results 2008-2009

Goal, New, Dropped, Gain/Loss

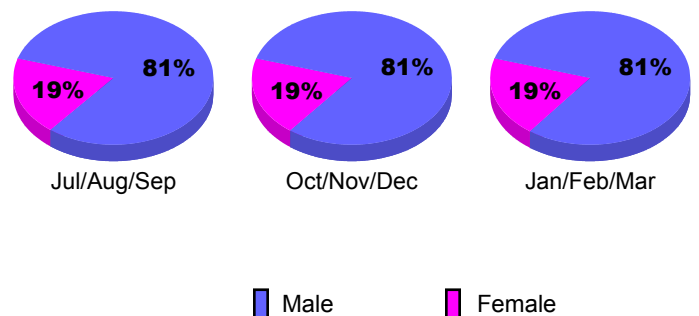


Comparison of Membership Gain/Loss

Current Year Compared to the Previous Year



Gender Comparison 2008-2009





2008-2009 GMT Quarterly Report for District (or Undistricted) **District 27 E2**



GMT: **Gary W Fry**

Location: **WISCONSIN**

GMT CA: **1 & 2**

CLUBS

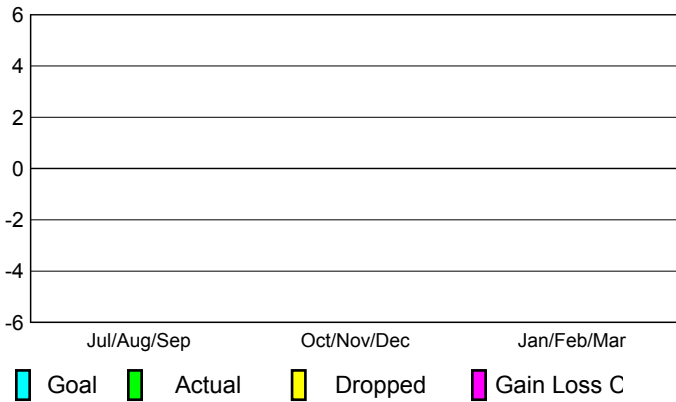
Club Results 2008-2009

Clubs 2007-2008

Month	New Club Goal	Actual New Clubs	Actual Dropped Clubs	Gain/Loss of Clubs	Gain/Loss of Clubs
Jul/Aug/Sep	0	0	0	0	0
Oct/Nov/Dec	0	0	0	0	0
Jan/Feb/Mar	0	0	0	0	0
Totals	0	0	0	0	0


Club Results 2008-2009

Goal, New, Dropped, Gain/Loss




Comparison of Club Gain/Loss

Current Year Compared to the Previous Year



YTD Status Quo Clubs 2008-2009

Status Quo Clubs Compared to Status Quo Members



MEMBERSHIP

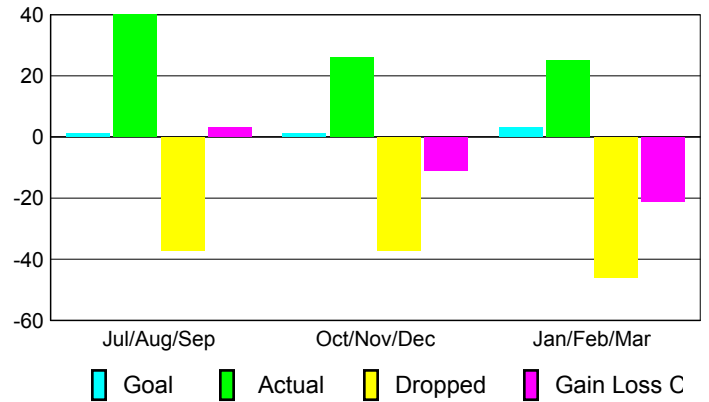
Membership Results 2008-2009

Membership 2007-2008

Month	Net Memb Goal	Actual New Memb	Actual Dropped Memb	Gain/Loss of Memb	Gain/Loss of Memb
Jul/Aug/Sep	1	40	-37	3	-13
Oct/Nov/Dec	1	26	-37	-11	-3
Jan/Feb/Mar	3	25	-46	-21	-12
Totals	5	91	-120	-29	-28

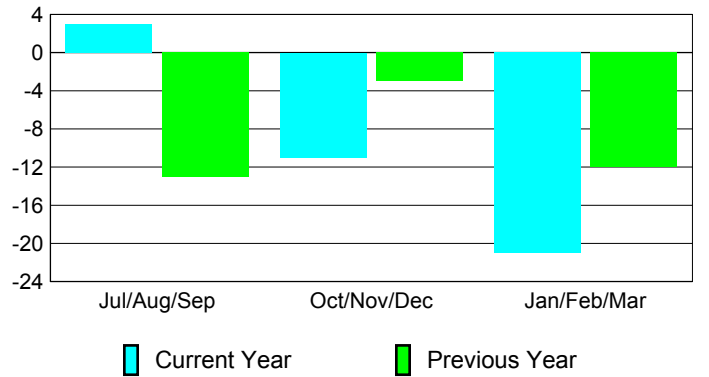
Membership Results 2008-2009

Goal, New, Dropped, Gain/Loss



Comparison of Membership Gain/Loss

Current Year Compared to the Previous Year



Gender Comparison 2008-2009

